

2024 PRICE CATALOG



 **DIAMOND C**
TRAILERS

Information

GENERAL TRAILER SPECIFICATIONS

AXLES

- All Diamond C Trailers are equipped with Lippert Axles
2,000 - 7,000 lb: Cambered, Super Lube
8,000 lb - 16,000 lb: Oil Bath

BRAKES

- All tandem axle trailers come standard with electric brakes. All Equipment, Dump, and Pintle Hitch Trailers are standard with electric brakes on all axles.
- All trailers with electric brakes are equipped with break-away systems.
- All brakes 6,000 lb & larger are Dexter "Self-Adjust", Forward Self Adjusting

FINISH

- All Trailers are cleaned prior to Powder Coating, utilizing a 5-Step surface prep system that includes a media blast, an alkaline degreaser & phosphatizing acid washes.
- All Diamond C Trailers are finished with our custom Difference Maker Powder Coating System, utilizing Sherwin William's most advanced ultra-durable primer and top coat.

FLOOR

- All wood-floor Diamond C Trailers are standard with 2" treated lumber.

JACKS

- All Diamond C Trailer's jacks are bolted-on.
- All 12K jacks are spring-loaded drop-leg, unless hydraulic.

LIGHTS & ELECTRICAL

- All Diamond C Trailers are equipped with DOT, NHTSA, & NATM approved lighting, including stop/tail/turn, clearance, overall width marker lights, and mid turn signals if applicable.
- All Diamond C Trailer wiring connections are made using adhesive filled heat shrink tubing for exceptionally durable & water-proof connections, or:
All Fleetnecks and Dump Trailer models LPD, LPT, DOD, and WDT are equipped with sealed modular wiring harnesses.

PLUGS

- All trailers without electric brakes are equipped with molded 4-way flat light plugs.
- All trailers with electric brakes are equipped with round, molded 7-way RV style light plugs.

SAFETY CHAINS

- All safety chains are mounted using "chain clevises" – no links welded.
- All safety chains have a safety hasp/clip.
- All Diamond C and Fleetneck Trailers have "chain holders" for when the trailer is not in use.

TIRES/WHEELS

- All trailers are equipped with powder-coated black, modular wheels. Standard Bolt Patterns:
 - 3,500 lb Axle: 5 on 5"
 - 5,200 lb Axle: 6 on 6.5"
 - 7,000 lb - 8,000 lb Axle: 8 on 6.5"
 - 10,000 lb - 12,000 lb Axle: 8 on 6.5", 4.75" pilot
 - 15,000 lb Axle: 8 on 275mm
- All Car Haulers, Dump Trailers, & Trailers with 5,200 lb axles & up are standard with Radial Tires.

TERMS OF SALE

All transactions between you the Customer ("Customer") and Road Clipper Enterprises, Inc. (Diamond C Trailers) are subject to the following General Terms and Conditions:

1. All prices are expressed in United States Dollars and are FOB our Mt. Pleasant, Texas manufacturing plant. Prices are subject to change without notice and prices in effect at time of order will apply. Prices DO NOT include any applicable taxes.
2. Special quotations given on items NOT SHOWN in the Diamond C catalog are valid only for the period specified in writing, or 30 days if no period is specified in writing.
3. Unless otherwise agreed to in writing by Diamond C and the Customer, all terms are (COD).
4. Any invoices not paid within 30 days of invoice date will bear interest at the rate of 1-1/2% per month. If unpaid, amounts are turned over to an attorney or a collection agency for collection, customer shall pay all costs of collection, including reasonable attorneys' fees and court costs.
5. Title to trailers sold and risk of loss and damage shall pass to Customer upon delivery. In the case of terms other than COD, title does not pass until payment in full has been received by Diamond C.
6. Customer agrees to assume all risk incident to the care, handling and use of all products purchased; and warrants, by purchase of an item, that Customer is familiar with the item and its proper use. Before using any item, the Customer shall give such item reasonable and prudent examination and/or tests to determine the suitability of item for Customer's intended use. Any item delivered to Customer shall be deemed accepted by Customer unless written notice of defect or nonconformity is received by Diamond C within thirty (30) days of date of delivery. Customer assumes all risk and liability in connection with an item from time of delivery to Customer.
7. Customer agrees to indemnify Diamond C and hold Diamond C harmless and free from liability against any and all claims, damages, or assertion of liability of every nature whatsoever to person or property arising out of, or in connection with, the handling or use of all products as Diamond C may cause to be delivered to Customer, including, but not limited to any and all claims based on asserted defects of material or workmanship of such products.
8. Diamond C does not warranty any product, components, or parts covered by an original manufacturer's warranty. Diamond C does not warrant damage caused by disasters such as fire, flood, wind, or lightning. Diamond C does not warrant any other abuse or misuse by Customer. Diamond C does not warrant defects caused by failure of Customer to follow all instructions, maintenance schedules, or warnings provided with the equipment, material or supplies.
9. EXCEPT AS OTHERWISE PROVIDED IN WRITING AND SIGNED BY AN AUTHORIZED OFFICE OF DIAMOND C, DIAMOND C DISCLAIMS ANY AND ALL WARRANTIES, EXPRESS OR IMPLIED, INCLUDING, BUT NOT LIMITED TO THE IMPLIED WARRANTIES OR MERCHANTABILITY AND FITNESS FOR A PARTICULAR PURPOSE.
10. In no case shall Diamond C be liable to any special incidental, or consequential damages based upon breach of warranty, breach of contract, negligence, strict tort, or any other legal theory. Such damages included but, are not limited to loss of profits, loss of savings or revenue, loss of use of the equipment, materials or supplies or any associated equipment, cost of capital, cost of any substitute equipment, materials or supplies, facilities or downtime, the claims of third parties including the Customers of Customer, and injury to property. This limitation does not apply to damages caused by breach of warranty of title nor to claims for personal injury. Some states do not allow limits on warranties or on remedies for breach of certain transactions. In such states, the limits in this paragraph and in the paragraph immediately proceeding may not apply.
11. Any action for any breach of contract by Diamond C or any breach of warranty must be commenced within 365 days of the date the tender of delivery of the equipment, materials or supplies is made.
12. This agreement allocates the risk of product failure between Diamond C and the Customer. This allocation is recognized by both parties and is reflected in the price of the goods. The purchaser acknowledges that he/she has read this agreement, understands it and is bound by its terms.
13. Possession of price lists, brochures, manuals, or other Diamond C documents does not constitute an offer by Diamond C to sell at the prices shown.

DEALER POLICIES

DEPOSIT

If Diamond C deems necessary due to custom design, modifications, and selected options, a 25% DEPOSIT may be required on custom trailer orders. In this case, construction of the trailer will not begin until the deposit has been received. The remaining balance must be paid in full at the time of customer pickup or upon delivery.

CREDIT CARD PURCHASES / PAYMENT

A Document Processing Fee of 3% of the trailer purchase price (including any applicable surcharges/ taxes) will be added to all trailers purchased using a credit card.

PRICES

Changes in raw material prices are inevitable; therefore, Diamond C Trailer Mfg. reserves the right to make any necessary changes to the prices listed on the enclosed sheets without advance notice.

SPECIFICATIONS, COMPONENTS & ENGINEERING

Diamond C Trailer Mfg. reserves the right to make specification, component, and engineering changes we deem necessary with no prior or advance notice.

PLACING TRAILER ORDERS

To ensure order accuracy, all orders must be placed in writing via fax or email. Upon receipt of your order, your sales representative will sign it as received and send a fax or email confirmation.

If planning for your trailers to be shipped via 18-wheeler, orders must be placed in truck load quantities. Please contact your sales representative or our transportation coordinator for load planning assistance.

RETURNS/EXCHANGES

Any trailer returned to Diamond C for reasons other than authorized warranty work, will be subject to a minimum 15% re-stocking fee. Dealer will also be responsible for all return freight. This policy will also be used for any trailers Diamond C has to repossess due to nonpayment by dealer.

TRAILER DELIVERY / PICKUP

For freight quotes and/or load planning assistance, please contact our transportation coordinator.

Each state in the U.S. has established length, width, height, and weight maximums that regulate highway traffic. No load will be stacked or shipped that does not comply with highway traffic regulations.

STUFFING

To optimize your freight, keep in mind that trailers 60" wide or less (bed width) can be stuffed into extra wide trailers (82" bed width) when stacking. Trailer stuffing is a great way to optimize your freight. Please contact your sales representative or our transportation coordinator for details.

DELIVERY / PICKUP

All completed orders must be delivered or picked up within ten days of the order completion date. If your completed order (load or stack of trailers) is not delivered or picked up within this time frame, the load invoice must be paid in full or the trailers will be transferred to our stock list and made available to other customers.

SCHEDULING

Load scheduling for pickup or delivery should always be coordinated with our transportation coordinator. This will enable Diamond C to expedite your delivery and reduce down time for drivers picking up on our premises.

DAMAGES

Any damage resulting from transportation must be reported to Diamond C at the time of delivery.

SHORTAGES / OVERAGES

Any delivery shortages (missing trailers, parts, hardware, etc.) or overages must be reported to Diamond C at the time of delivery.



Shipper: Diamond C Trailers
Contact: 903-572-2834

LOAD CONFIRMATION AGREEMENT

EQUIPMENT REQUIRED

- Any step deck to be specified in advance for each load.
- NO BULKHEAD is allowed.
- NO specialty trailers without prior approval by Diamond C.
- IF power-only, truck MUST have electric brake controller, gooseneck to king-pin adapter, and female 7-way RV plug for ground trailer. If missing any of these items, Diamond C may be able to supply but ONLY with advanced notice, at the expense of the broker/driver. IF any items are missing, Diamond C cannot hook-up the load and the load will be missed at broker/driver's expense.

CARGO SECUREMENT

- 16 each, 2" ratchet straps & protectors, rubber or plastic
- OR**
- 12 each, 4" ratchet straps PLUS 4-6 each, 2" ratchet straps, all with protectors, rubber or plastic.
 - 2" X 30' ratchet straps are available upon arrival for \$17.50 each.
 - No chains allowed

DRIVER RESPONSIBILITIES

- MUST confirm delivery appointment with the dealer upon booking of the given load.
 - MUST confirm delivery time upon departure from Diamond C
- There will be a \$150 charge back for not confirming delivery appointment at least 24 hours in advance of delivery.
- There will be a \$200 no call/no show fee.
- Detention fees will apply for missed or late appointments; standard rate is \$35 per hour
- MUST report delays to dealer ASAP
 - MUST report damages, shortages, overages, and/or any delivery problems ASAP, before or while at delivery location.

LOAD DESTINATION

Consignee/PO#		Dealer Name		
Address		City	State	Zip Code
Contact Name	Phone #			
Broker Name	Carrier Name	Load Date	Appointment Time	
Approximate Time Required for Loading	Load Rate/Mile including FSC	Driver Name	Driver Phone #	
Delivery Date	Delivery Time			
Authorized Broker Signature			Date	

MAINTENANCE WARNING

WE RECOMMEND THAT A COPY OF THIS BE POSTED IN YOUR OFFICE AND/OR GIVEN TO YOUR CUSTOMER FOR THEIR KNOWLEDGE

- All Lugnuts and/or Suspension Bolts should be checked around 50 miles of use of a newly purchased trailer.
- After the "50 Mile Check", a regular periodical check not to exceed each 800 miles should be implemented for checking the following:
 1. Lugnuts and/or Suspension Bolts
 2. Hub Grease
 3. A visual inspection of all components - such as Axles, Jack, Coupler or Hitch, Wiring, Lights, Springs, attaching Pins, etc.
- Secure Coupler to Tow Vehicle.

NOTE: Diamond C Trailer Mfg. is not responsible for lost wheels or trailer disconnecting from tow vehicle.

IMPORTANT


The life of the trailer is dependent upon the maintenance and upkeep that is provided. The owner should never exceed the trailer GVWR. This information is provided on the VIN (Vehicle Identification Number) Label. Overloading can cause serious damage to the frame, axles, coupler, and to the tow vehicle. If the purchaser so chooses to exceed the GVWR of the trailer, all damages and repairs will become the liability of the customer and any remaining warranty with Diamond C Trailer Mfg. will immediately become void.

NOTE: Diamond C Trailer Mfg. reserves the right to withdraw from any warranty in the event that it is determined that repairs are necessary due to negligence and/or abuse.

LUG NUT TORQUE SPECIFICATIONS

Proper torque is very critical when dealing with wheels. Many times this is overlooked, and in doing so causes problems for the user. Torque should be checked before the first tow and again after about 50 miles. Proper torque is crucial to ensure the safety of the user and their equipment as well as to ensure the warranty is not voided for improper maintenance.

Stud Size	Lug Nut Type	Torque Specifications	Wheel Size & Type	Wheel Material
1/2"	Coned	90-120 ft. - lb.	15"	Steel
1/2"	Coned	90-120 ft. - lb.	16"	Steel
9/16"	Coned	120-140 ft. - lb.	16"	Steel
5/8"	Coned w/Wheel Clamp Ring	190-210 ft. - lb.	17.5" Single or 16" Dual	Steel
5/8"	Flanged Nuts (Non-Rotating Flange)	275-325 ft. - lb.	17.5" Single or 16" Dual	Steel
5/8"	Flanged Nuts (Rotating Flange)	190-210 ft. - lb.	17.5" Single or 16" Dual	Steel
1/2"	Coned	90-100 ft. - lb.	15"	Aluminum
9/16"	Coned	120-140 ft. - lb.	16"	Aluminum
5/8"	Flanged Nuts (Rotating Flange)	150 ft. - lb.	16"	Aluminum
M22	Flanged Lugnut	450 - 500 ft. - lb.	17.5" Dual	Steel

	ENGINEERING SPECIFICATION			ES-054
	BRAKE TEMPERATURE GUIDANCE			
	Issued by: Product Engineering	Effective Date: 10/27/22	Rev: 01	Page 1 of 1

Lippert drum brake systems are designed to withstand extreme temperatures. Using the brakes to slow down a trailer will convert friction between the brake linings and brake drum into heat. Brake heat is normally expected on a properly functioning brake. A cold brake means it is not working or being used. If a brake is malfunctioning and running excessively hot, this can be noticed by smoking brakes or the paint burning off the brake drum leaving the outer drum surface white in color.

Brake heat, if you are going to measure, should be measured on the outer surface of the brake drum that covers the brake lining material. Use an infrared, touchless thermometer. The outer surface of the brake drum will be the hottest point and is where the brake heat is being dissipated.

Drum brake temperature guidance (°F):

100-450 – normally operating

450-600 – Top of working range, brake performance can begin to fade at upper part of range

Over 650 – Extreme heat from brakes dragging or being excessively worked like going down long grades. Mechanical damage can occur in this range and result in loss of brakes completely

Disc brake temperature guidance (°F): Measure in middle of rotor surface where brake pads contact

100-800 – normally operating

800-1300 - Top of working range, brake performance can begin to fade at upper part of range

Over 1500 - Extreme heat from brakes dragging or being excessively worked like going down long grades. Mechanical damage can occur in this range and result in loss of brakes completely

Link to Lippert's video on how to burnish trailer brakes

<https://www.youtube.com/watch?v=d9HDloz9fq8>

Approved by/date:	Written by/date:	Revised by/date:
Bruce Bailey – 10/27/2022	Bruce Bailey – 10/27/2022	

ALL CLAIMS ARE
SUBJECT TO APPROVAL

Please submit claims for approval prior to
completing repairs in every case possible.

Claims should be faxed to:

903-572-4859

or Emailed to:

warranty@diamondc.com



WARRANTY
CLAIM FORM

IMPORTANT: To ensure your claim is resolved as quickly as possible,

- Please fill out this form as **completely** as possible.
- Please be sure to include **axle serial #'s** if any issue is possibly related to the axles.
- Please provide **pictures** with your claim submission of any issue that can be photographed.
In many cases, pictures help us understand issues much more clearly and quickly.

CUSTOMER INFORMATION		TRAILER INFORMATION		DEALER INFORMATION	
Name:		Serial #:		Servicing Dealer:	
Street Address: City/State/Zip:		Model:		Served by:	
Phone #:		Year:		Phone #:	
Email: <i>Would you like to receive email updates?</i>		Axle Serial #:		Date Sold:	
<input type="checkbox"/> Yes <input type="checkbox"/> No		Axle Serial #:			
		Axle Serial #:			

ISSUE #1		
Description of Issue:	Labor Estimate:	Parts & Mat. Estimate:
	COST \$	COST \$
Resolution:	TIME/HOURS:	

ISSUE #2		
Description of Issue:	Labor Estimate:	Parts & Mat. Estimate:
	COST \$	COST \$
Resolution:	TIME/HOURS:	

ISSUE #3		
Description of Issue:	Labor Estimate:	Parts & Mat. Estimate:
	COST \$	COST \$
Resolution:	TIME/HOURS:	

Additional Information:	LABOR ESTIMATE TOTAL	PARTS & MATERIAL ESTIMATE TOTAL
	\$	\$
Photos Included? <input type="checkbox"/> Yes <input type="checkbox"/> No Please email photos with claim information to warranty@diamondc.com		

DEALER SIGNATURE: _____ DATE: _____

DIAMOND C REP: _____ TOTAL APPROVED: _____

DIAMOND C TRAILERS COMPONENT BEST PRACTICE GUIDE

Dear Valued Customer,

Thank you for choosing a Diamond C trailer, where our commitment is not just to be good, but to be extraordinary. At Diamond C Mfg., we aim to contribute to the growth and success of our team members, customers, and community abroad. While we earnestly strive to deliver exceptional trailers, we understand that unforeseen issues may arise. In such instances, this warranty guide provides valuable information on our warranty timeframes and processes related to purchased components used, to ensure transparency and the best possible resolution.

Customer Responsibility:

If an issue is identified, the first course of action would be to contact your nearest Diamond C dealer within 10 days, however, if there is not one within an hour's radius of you the Diamond C Customer Service Department is available for assistance, to ensure a streamlined process for addressing issues promptly. Undertaking repairs without adhering to these guidelines releases Diamond C Trailer Mfg. from reimbursement obligations. Transportation to and from the dealer or an approved repair facility is the responsibility of the trailer owner, and Diamond C is not liable for associated costs such as downtime-related losses.

Contacting Dealers or Diamond C Customer Service:

When reaching out to a dealer or Diamond C Customer Service, please provide the trailer's VIN# and relevant pictures for efficient consideration. Official quotes and a detailed scope of work are necessary before planning or approving any repair work. Our Find A Dealer function on our website <https://www.diamondc.com/find-a-dealer/#/> can help you locate the nearest dealer for your convenience.

HIGH PRIORITY: ALL ELECTRIC BRAKES MUST BE BURNISHED BEFORE FULLY OPERATIONAL:

Please note that all electric brakes must undergo burnishing before achieving full functionality. Trailers may exhibit limited braking ability until this crucial process is completed. We highly prioritize your safety, and we recommend adhering to this requirement before using the trailer extensively.

Warranty Procedures:

In order to be most effective, please read and understand Diamond C's warranty and repair procedures.

ALL WARRANTY WORK MUST BE PRE-APPROVED.

To process warranty claims timely, follow these steps:

- Contact the nearest Diamond C dealer or the Diamond C Customer Service Department within 10 days of discovering the problem. Customer Service will assist with finding a dealer or make arrangements with a third-party repair facility.
- The dealer or service center will assess the problem and facilitate a warranty claim for coverage consideration along with pictures, serial numbers, and component tags.
- The claim will be reviewed, and a decision will be made regarding corrective measures. Diamond C will respond as soon as possible.
- The dealer and/or third-party repair facility will be advised of Diamond C Trailer Mfg.'s decision and the necessary steps to be taken.

IMPORTANT: Failure to comply with these steps can compromise any obligation Diamond C Trailer Mfg. has regarding remaining warranty coverage. These steps assure fairness to the customer, our dealers, and Diamond C Trailer Mfg.

NOTICE: If you decide to do repairs without following Diamond C Trailer Mfg.'s procedure, be aware that you release Diamond C Trailer Mfg. from any obligation for reimbursement.

3-YEAR LIMITED DIAMOND C TRAILER MFG. WARRANTY:

Diamond C Trailer Mfg. warrants that the structure of each Diamond C trailer manufactured trailer that is operated under normal use in the Continental United States or Canada will be free from defects in materials and workmanship for three years, regardless of ownership. The "structure" is defined as the portion of the trailer that includes the main frame, consisting of the bottom rails, cross members, side posts, and top framework, excluding floorboards, running gear, and other components not manufactured by Diamond C.

EXCLUSIONS AND ADDITIONAL WARRANTY DETAILS:

- Tires, axles, brake components, springs and suspension components, couplers, jacks, lumber, and batteries purchased and installed by Diamond C Trailer are warranted by their manufacturers and are excluded from Diamond C's limited warranty.
- Diamond C Trailer warrants its Powder Coat finish to be consistent with industry standards for three years after the date of manufacturing with exceptions outlined.

- Diamond C Trailer expressly disclaims and excludes any responsibility or liability for materials or workmanship on items installed into your Diamond C products by any other person or company.
- This limited warranty covers only defects in original components arising from normal use.
- Transportation costs to and from the dealer or any approved repair facility are the responsibility of the trailer owner.
- No reimbursement will be made for repairs without prior consent. Defective parts must be sent upon request by prepaid freight to Diamond C.

LIMITATIONS:

The sole responsibility of Diamond C Trailer under this limited warranty is to repair and replace parts at a Diamond C dealer or, for an agreed-upon allowance at another place pre-approved by Diamond C Trailer Mfg. Diamond C reserves the right not to pay unreasonable costs for replacement parts or repair of defects and may, at its discretion, establish a reasonable reimbursement for any authorized work performed under the terms of the limited warranty. All other obligations or liabilities arising out of the failure of any parts to operate properly are excluded unless applicable state law provides otherwise.

DISCLAIMERS:

This warranty is expressly in lieu of all other expressed warranties and representations. Diamond C makes no representation or warranty of any kind, expressed or implied, with respect to Diamond C as to merchantability, fitness for a particular purpose, or any other matter. No one, including an authorized Diamond C dealer, is authorized to make further or additional warranties on behalf of Diamond C.

ALL IMPLIED WARRANTIES OF MERCHANTABILITY AND FITNESS FOR INTENDED USE ARE LIMITED TO WARRANTY PERIODS STATED ABOVE UNLESS APPLICABLE STATE LAW PROVIDES OTHERWISE.

DEALER RESPONSIBILITIES:

The Diamond C Dealer is responsible for completing necessary PDI within seven days on newly delivered trailers (post-delivery inspections), checking all cosmetic features, and repeating any minor issues found without charge. The dealer is also responsible for submitting to the manufacturer any claim you wish to make under the terms of the limited warranty. The following is a helpful website link for loading applications, service and maintenance manuals, and service video guides:

<https://www.diamondc.com/learning-center/service-materials/#/>

DIAMOND C MAKES NO OTHER EXPRESSED OR IMPLIED WARRANTIES, AND THERE ARE NO OTHER WARRANTIES THAT EXTEND BEYOND THE DESCRIPTION OF THE FACE OF THIS LIMITED WARRANTY. WARNING!! WARNING!! WARNING!!

- Ensure that the hitch ball on any towing vehicle matches the dimension of the trailer coupler.
- Secure all safety chains and break-away systems before each use.
- Ensure that all lug nuts are torqued to proper specs before using and after 100 miles of use.
- Close and secure all doors and gates before towing.
- Burnish all electrical brakes, and confirm hydraulic brakes are fully engaging before use.

COMPONENT WARRANTY COVERAGE GUIDE

Component warranty coverage us no-transferable

COMPONENT	BEST PRACTICE
Tires 1-year warranty from the retail purchase. (Road hazards excluded) Contact: Lionshead 574.533.6169 - lionsheadtireandwheel.com Taskmaster 800.289.8667 - taskmasterproducts.com Tredit https://www.tredittire.com/product-warranty Lionshead tire brand: Westlake Taskmaster tire brand: Diamondback Tredit tire brand: Rainer	Tire warranties are at the discretion of the tire manufacturer. Lugnuts should be retorqued to their correct spec before and at 100 miles of use. Tires should be operated according to the rating on the sidewall of the tire.
Lippert/Brake Components Customer Service 574.537.8900 - customerservice@lci.com 1-year warranty - seals, bearings, backing plate components, calipers and suspension springs 6-year warranty - axle beam only for lost camber/weld issues on the beam 11-year warranty - torsion axles, beam only Bent Axle Spindle: No Warranty Suspension Equalizers and Suspension Bushings: Wear items, No Warranty Burnishing Brakes, Instructional Video https://www.youtube.com/watch?v=vbHgJ8cOF4	All axle warranty claims MUST include axle serial number(s), invoice, pictures, and date of retail purchase. These items are communicated to Lippert to be evaluated for coverage. Axles are tested for 2x their rating. Engineering Specification form ES-054 from Lippert is available for drum and disc brake temperature range guidance. (Form attached below) All electric brakes must be burnished before they are fully operational prior to use. Trailers will have very little braking ability until this process has been completed and increasing the gain can cause permanent brake magnet damage.
Manual Jacks: 1 year from the date of retail purchase Hydraulic Jacks: 2 years from the date of retail purchase	If the dealer does not have the jack in stock, Diamond C will send out a replacement on the dealer's next load or FedEx ground after warranty approval.
Lumber : No Warranty Blackwood : 2-year warranty for the lack of bonding	Lumber is inspected for defects at the dealership during the pre-delivery inspection.

<p>Sealed Harness - JKD w/shrink wrap connections: 1 year from the date of retail purchase</p> <p>Modular Harness w/ automotive clips: 3 years from the retail purchase date</p> <p>Harness Exclusions: include damages, wear and tear, and modifications without pre-approval.</p> <p>Electric Breakaway Kit: 90-day warranty from the date of retail purchase on the kit, 1-year warranty from the date of retail purchase on the Electric Breakaway Battery</p> <p>Batteries: Imperial Battery manufacture credit for 1 year from the date of retail purchase of \$145</p>	<p>Hardwiring a trailer is not acceptable. Diamond C will send out a replacement on the dealer's next load or FedEx ground after warranty approval.</p> <p>Diamond C suggests all batteries receive a minimum 90-day maintenance charge while not being used.</p>
<p>Powder Coat: 3 years from the date of retail purchase</p>	<p>Repairs are limited to spot repairs and blending for affected areas due to the lack of bonding and low paint mil. Road rash, salt, chemical damage, and shipping strap damage are not acceptable reasons for warranty repair.</p>
<p>Ramp / Gate Springs: 1 year from the date of retail purchase</p>	
<p>Other Components:</p> <p>Hydraulic Pumps: 2 years from the date the pump was manufactured</p> <p>Hydraulic Cylinders: 1 year from the date of retail purchase</p> <p>Telescopic Cylinders: 1 year from the date of retail purchase</p> <p>Hydraulic Hoists: 3 years from the date of retail purchase</p> <p>Couplers: 1 year from the date of retail purchase</p> <p>Hydrapro Brake Pumps: 2 years from the date of retail purchase</p> <p>Corded and Cordless Remotes: 1 year from the date of retail purchase.</p> <p>110v Chargers: 1 year from the date of retail purchase</p> <p>KTI Solenoids: No Warranty but Diamond C will cover for 90 days from the date of retail purchase.</p> <p>Paddle Latch / T-Latch: 1 year from the date of retail purchase</p> <p>Solar Panel: 1 year from the date of retail purchase</p> <p>Gas Prop Shocks: 1 year from the date of retail purchase</p> <p>Hydraulic Hoses and Fittings: 1 year from the date of retail purchase</p> <p>Cush Air Ride Compressor: 2 years from the date of retail purchase</p> <p>Air Ride bags: 1 year from the date of retail purchase excluding road hazards</p> <p>Air Ride shocks: 1 year from the date of retail purchase</p> <p>Hydraulic Valves: 1 year from the date of retail purchase</p>	<p>Coupler Torque specs for a 2 5/16, 30k coupler is 125 ft. lbs. minimum and a 3", 40k coupler is 200 ft. lbs. minimum while lifted off the ball.</p>

PLEASE CONFIRM WITH DIAMOND C BEFORE DISCARDING OF ANY WARRANTY COMPONENTS IF THEY SHOULD BE RETURNED TO DIAMOND C

Thank you for your trust in Diamond C. Our dedicated team is here to assist you throughout your ownership experience!

Utility

PSA



LENGTH/WIDTH	MSRP
10' x 77"	\$3,835
12' x 77"	\$3,920
12' x 83"	\$3,980
14' x 77"	\$4,015
14' x 83"	\$4,075

Standard Features		Available Options			
GVWR	135 Package (2,990 lb GVWR)	160 Package (6,000 lb GVWR) (Includes 5-Leaf Spring Suspension, 6,000 lb Super Lube Electric Brake & 225/75R15 10 Ply Radial Tires)	+\$720		
AXLES	3,500 lb Super Lube, Idler				
COUPLER	2" - 10,000 lb Demco EZ-Latch				
CROSS-MEMBERS	2" Engineered Channel on 24" Centers				
FENDERS	14 ga Smooth				
FLOOR	2" Treated Lumber				
FRAME	4" Engineered Channel				
JACK	2,000 lb Flip Top Wind Jack				
LIGHTS	All LED Lights				
PAINT	DM Difference Maker Coating System	Special Color	+\$171	Custom Color	Quote
RAMP GATE	EZ Bi-Fold Gate				
SIDES	13" Tall Open	Expanded Metal Sides	+\$20 lin ft		
SPARE	Under-Frame Spare Mount	205/75R15 8 Ply Radial, Black Wheel	+\$170	225/75R15 10 Ply Radial, Black Wheel	+\$195
		205/75R15 8 Ply Radial, Two Tone Aluminum	+\$429	225/75R15 10 Ply Radial, Two Tone Aluminum	+\$473
		Venture All Terrain Wheel	+\$365		
STAKE POCKETS	4 Stake Pockets				
STORAGE	Lockable Steel Tongue Box				
SUSPENSION	4-Leaf Springs				
TIE-DOWNS	Integrated Upright Tie Downs				
TIRES	205/75R15 8 Ply Radial	225/75R15 10 Ply Radial	+\$135		
TOP RAIL	2-3/8" Balled-end Pipe, 13 ga				
WHEELS	Black	Two Tone Aluminum	+\$235		
VENTURE EDITION - STANDARD FEATURES					+\$670
Options Include	All Terrain Tires	Black Aluminum Wheels		Mud Shield	
	Integrated LED Work Light		Retractable Ratchet Straps		
UTILITY		Specifications, standard features, options, components, and colors are subject to change without notice. Some features may be subject availability, delays, or discontinuance.			

Car Haulers

GTF



LENGTH/WIDTH

MSRP

14' x 83"

\$7,931

16' x 83"

\$7,684

18' x 83"

\$7,948

20' x 83"

\$8,223

22' x 83"

\$8,492

****14' INCLUDES 48" BI-FOLD GATE**

STANDARD
COLORS



ONYX
BLACK



ARTIC
WHITE



SCARLET
RED



CEMENT
GRAY



CARBON
METALLIC GRAY



PLATINUM SILVER
METALLIC



MOCHA
METALLIC



DYNAMIC BLU
METALLIC

SPECIAL
COLORS



COMMERCIAL
YELLOW



TRACTOR
GREEN



INDUSTRIAL
ORANGE



LIME
GREEN



TACTICAL
TAN

Standard Features

Available Options

GVWR	7,000 lb	9,890 lb GVWR Package (includes 2 - 6K Super Lube Drop Axles, 2-5/16" 21K Demco EZ-Latch Coupler, 225/75R15 Radial Tires)	+\$1,271		
AXLES	2 - 3,500 lb, Super Lube, Electric Brake, Spring, Drop				
COUPLER	2" - 10,000 lb Demco EZ-Latch Adjustable				
CROSS-MEMBERS	3" I-Beam on 16" Centers				
DOVE	24" Diamond Plate	Straight Deck	N/C		
FENDERS	16 ga Teardrop w/ Gravel Guard, Bolt-on				
FLOOR	2" Treated Lumber	1/8" Diamond Plate Floor	+\$52 lin ft		
FRAME	6" I-Beam	Max Width Package (102" Wide, Includes 3/16 HD Drive Over Fenders)	+\$88 lin ft		
JACK	7,000 lb Drop-Leg Jack				
LIGHTS	All LED Lights				
PAINT	DM Difference Maker Powder Coating System	Special Color	Varies	Custom Color	Quote
RAMPS/RAMP GATE	60" Rear Slide-In	Ramp Gate, 48" Tractor Gate, Spring-Assisted, with Stabilizer Jacks	+\$506	Ramp Gate, 2" Bi-fold Gate	+\$479
ROCK SHIELD	Optional	Steel Rock Shield	+\$649		
SPARE	Spare Mount (Curb Side)	205/75R15 Radial, Black Wheel	+\$170	225/75R15 Radial, Black Wheel	+\$195
		205/75R15 Radial, Two Tone Aluminum	+\$429	225/75R15 Radial, Two Tone Aluminum	+\$473
STAKE POCKETS	Formed Rub-Rail Tie Down System with Stake Pockets				
STORAGE	Lockable V-Tongue Storage Lid				
SUSPENSION	4 - Leaf Springs	Torsion Axles (For 7,000 lb GVWR Package)	+\$875	Torsion Axles (For 9,890 lb GVWR Package)	+\$1,106
TIE-DOWNS	4 - 360° Swivel D-Rings	1/2" D-Rings	+\$25 ea		
TIRES	205/75R15 Radial 8 Ply (For 7,000 lb GVWR Package)	225/75R15 10 Ply (For 9,890 lb GVWR Package)	N/C		
TONGUE	6" I-Beam				
WHEELS	Black Wheels	Two Tone Aluminum Wheels	+\$979		
WINCH	Winch Mounting Plate	8K Warrior Winch Box Package	+\$2,690		
OTHER		Rear Stabilizer Swivel Jacks	+\$204		
CAR HAULERS		Specifications, standard features, options, components, and colors are subject to change without notice. Some features may be subject availability, delays, or discontinuance.			

Equipment & Tilt Trailers



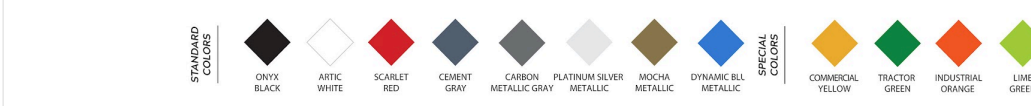
LPX



LENGTH/WIDTH	MSRP
16' x 82"	\$10,880
18' x 82"	\$11,158
20' x 82"	\$11,694
22' x 82**	\$12,077
24' x 82**	\$12,509
26' x 82**	\$12,924
28' x 82***	\$17,525
30' x 82***	\$17,941

*** INCLUDES 8" X 15 LB I-BEAM/TONGUE
FRAME UPGRADE**

**** 28'-30" LENGTHS ONLY AVAILABLE ON
CWWR UPGRADES**



Standard Features		Available Options					
GVWR	14,900 lb	18,000 lb GVWR Package (Includes 2 - 8,000 lb Oil-Bath Electric Brake Axles, 8" x 15 lb I-Beam Tongue/Frame, Engineered Beam Technology on 22+ models, 2-5/16" - 21K Flat-Mount Demco EZ-Latch Coupler, and ST215/75R17.5 Radial Tires)	+\$4,334	20,000 lb GVWR Package (Includes 2 - 10,000 lb Oil Bath Torsion Brake Axles, 8" x 15 lb I-Beam Tongue/Frame, Engineered Beam Technology on 22+ models, 2-5/16" - 21K Flat-Mount Demco EZ-Latch Coupler, and ST215/75R17.5 Radial Tires.)	+\$7,645	24,000 lb GVWR Package (Includes 3 - 7,000 lb Lippert Axles, 8" x 15 lb I-Beam Tongue/Frame, Engineered Beam Technology on 22+ models, and 25K Flat-Mount Demco EZ-Latch Coupler. (Available on 18" and higher lengths only))	+\$4,931
AXLES	2 - 7,000 lb Super Lube	Straight Axles (For 14,900 lb GVWR Package, +4" ground clearance)	-\$165	Straight Axles (For 18,000 lb GVWR Package, 82" Wide Frame and +4" ground clearance)	N/C	Straight Axles (For 24,000 lb GVWR Package, +4" ground clearance)	-\$247
BATTERY/CHARGER	Optional w/ Hydraulic Jacks or Winch	Group 27 Series Battery w/110V 5amp Charger	N/C	Trojan SCS 200 Battery Upgrade	+\$380	Solar Charging System, 7 watt	+\$264
BRAKES	Electric Drum	Electric Over Hydraulic Disc (Tandem 7K/8K)	+\$3,450	Electric Over Hydraulic Disc (Triple)	+\$4,140		
COUPLER	2-5/16" - 21,000 lb Demco EZ-Latch, Adjustable Channel	Adjustable Pintle Ring	+\$64				
CROSS-MEMBERS	3" I-Beam on 16" Centers	3" I-Beam on 12" Centers	+\$15 lin ft				
DOVE	24" Diamond Plate Dove with Cleats	24" Diamond Plate Dove	-\$33	No Dove	N/C		
FENDERS	14 ga Teardrop, Diamond Plate, Bolt-on (Black painted fenders optional)	3/16" Diamond Plate, Super Heavy Duty (Tandem)	+\$418	Drive-Over 3/16" Diamond Plate, Super Heavy Duty	+\$473	3/16" Diamond Plate, Super Heavy Duty (Triple)	+\$638
FLOOR	2" Treated Lumber	3/16" Diamond Plate	+\$104 lin ft	Blackwood Lumber Outer	+\$44 lin ft	Blackwood Lumber Full	+\$68 lin ft
FORK HOLDER	Optional Not compatible with Max Width Package/Frame Extensions	Add Fork Holders	+\$418				
FRAME	8" x 10 lb I-Beam Frame	8" x 15 lb I-Beam Tongue/Frame Upgrade	+\$24 lin ft	Max Width Package (Includes Diamond Plate Frame Extensions and 3/16" Diamond Plate Super Heavy Duty Drive-Over Fenders)	+\$88 lin ft		
JACK	12,000 lb Drop-Leg Jack	20,000 lb Hydraulic Jack	+\$1,400	Dual 20,000 lb Hydraulic Jacks	+\$2,150		
LIGHTS	All LED Lights						
PAINT	DM Difference Maker Powder Coating System	Special Color	Varies	Custom Color	Quote		
RAMPS	Extra Wide HD Flip-Knee, 24" x 60", Spring-Assisted	Max Ramps (18" length model (80-82" wide models only))	+\$699	60" Rear Slide-In Ramps (3" Channel)	-\$429	X-Ramp (Max Width Package (22" length models only))	+\$1,095
SPARE	Optional	235/80R16 14 Ply Radial, Black Wheel	+\$310	235/80R16 14 Ply Radial, Two Tone Aluminum	+\$517	215/75R17.5 16 Ply Radial, Black Wheel	+\$405
SPARE MOUNT	Optional	Spare Mount (curb side)	+\$58				
STAKE POCKETS	2" x 3/8" Rub Rail w/ Stake Pockets						
STEPS	Optional	36" Side Step	+\$90	2 - 36" Side Steps	+\$180		
STORAGE	HD V-Tongue Lid						
SUSPENSION	Slipper Roller	Torsion Axles (Tandem 7K/8K)	+\$1,106	Torsion Axles (Triple)	+\$1,656		
TIE-DOWNS	4 - 5/8" D-Rings	5/8" D-Rings	+\$32 ea				
TIRES	235/80R16 14 Ply Radial	215/75R17.5 16 Ply Radial (7K/8K Tandem)	+\$460	215/75R17.5 16 Ply Radial (Triple)	+\$690		
WHEELS	Black Wheels	Two Tone Aluminum Wheels (7K/8K Tandem)	+\$979	Two Tone Aluminum Wheels (Triple)	+\$1,469		
WINCH	Optional	Winch Mounting Plate	+\$138	12K Pop-Up Winch Box	+\$2,690		
WIRING	Sealed Wiring Harness						
PACESETTER EDITION - STANDARD FEATURES							
Options Include	(AVAILABLE ON 20' AND LONGER)	36" Side Step	Fork Holder	Heavy Duty 3/16" Diamond Plate Fender	12" Spaced Crossmember (Increased Strength)		
EQUIPMENT	Specifications, standard features, options, components, and colors are subject to change without notice. Some features may be subject availability, delays, or discontinuance.						

LPX-GN



LENGTH/WIDTH	MSRP
16' x 82"	\$13,788
18' x 82"	\$14,066
20' x 82"	\$14,602
22' x 82**	\$14,985
24' x 82**	\$15,417
26' x 82**	\$15,832
28' x 82***	\$20,433
30' x 82**	\$20,849

*** INCLUDES 8" X 15 LB I-BEAM/TONGUE
FRAME UPGRADE**

**** 28'-30' LENGTHS ONLY AVAILABLE ON
GVWR UPGRADES**



Standard Features		Available Options					
CVWR	14,900 lb	18,000 lb GVWR Package (Includes 2 - 8,000 lb Oil-Bath Electric Brake Axles, 8" x 15 lb I-Beam Tongue/Frame, Engineered Beam Technology on 22+ models, 2-5/16" - 21K Flat-Mount Demco EZ-Latch Coupler, and ST215/75R17.5 Radial Tires)	+\$4,334	20,000 lb GVWR Package (Includes 2 - 10,000 lb Oil Bath Torsion Brake Axles, 8" x 15 lb I-Beam Tongue/Frame, Engineered Beam Technology on 22+ models, 2-5/16" - 21K Flat-Mount Demco EZ-Latch Coupler, and ST215/75R17.5 Radial Tires.)	+\$7,645	24,000 lb GVWR Package (Includes 3 - 7,000 lb Lippert Axles, 8" x 15 lb I-Beam Tongue/Frame, Engineered Beam Technology on 22+ models, and 25K Flat-Mount Demco EZ-Latch Coupler. (Available on 18" and higher lengths only))	+\$4,931
AXLES	2 - 7,000 lb Super Lube	Straight Axles (For 14,900 lb GVWR Package, +4" ground clearance)	-\$165	Straight Axles (For 18,000 lb GVWR Package, 82" Wide Frame and +4" ground clearance)	N/C	Straight Axles (For 24,000 lb GVWR Package, +4" ground clearance)	-\$247
BATTERY/CHARGER	Optional w/ Hydraulic Jacks or Winch	Group 27 Series Battery w/110V Samp Charger	N/C	Trojan SCS 200 Battery Upgrade	+\$380	Solar Charging System, 7 watt	+\$264
BRAKES	Electric Drum	Electric Over Hydraulic Disc (Tandem 7K/8K)	+\$3,450	Electric Over Hydraulic Disc (Triple)	+\$4,140		
CROSS-MEMBERS DECK ON THE NECK	3" I-Beam on 16" Centers Optional	3" I-Beam on 12" Centers	+\$15 lin ft				
DOVE	24" Diamond Plate Dove with Cleats	Weld-on Deck on the Neck	+\$2,382	Bolt-on Deck on the Neck	+\$2,382		
FENDERS	14 ga Teardrop, Diamond Plate, Bolt-on (Black painted fenders optional)	24" Diamond Plate Dove	-\$33	No Dove	N/C		
FLOOR	2" Treated Lumber	3/16" Diamond Plate, Super Heavy Duty (Tandem)	+\$418	Drive-Over 3/16" Diamond Plate, Super Heavy Duty	+\$473	3/16" Diamond Plate, Super Heavy Duty (Triple)	+\$638
FORK HOLDER	Optional Not compatible with Max Width Package/Frame Extensions	3/16" Diamond Plate	+\$104 lin ft	Blackwood Lumber Outer	+\$44 lin ft	Blackwood Lumber Full	+\$68 lin ft
FRAME	8" x 10 lb I-Beam Frame	Add Fork Holders	+\$418				
GOOSENECK COUPLER	8" x 10 lb I-Beam Frame	Max Width Package (Includes Diamond Plate Frame Extensions and 3/16" Diamond Plate Super Heavy Duty Drive-Over Fenders)	+\$24 lin ft		+\$88 lin ft		
JACK	RAM Coupler	30,000 lb Load Leveler	+\$363	Shocker Hitch Air Ride Coupler	+\$1,881		
LIGHTS	Dual 12,000 lb Drop-Leg Jacks	Dual 20,000 lb Hydraulic Jacks	+\$2,150				
PAINT	All LED Lights	Bolt-on LED Loading Lights, 2000 Lumen	+\$660				
PAINT	DM Difference Maker Powder Coating System	Special Color	Varies	Custom Color	Quote		
RAMPS	Extra Wide HD Flip-Knee, 24" x 60", Spring-Assisted	Max Ramps (18" length model (80-82" wide models only))	+\$699	60" Rear Slide-In Ramps (3" Channel)	-\$429	X-Ramp (Max Width Package (22+ length models only))	+\$1,095
SPARE	Optional	235/80R16 14 Ply Radial, Black Wheel	+\$310	235/80R16 14 Ply Radial, Two Tone Aluminum	+\$517	215/75R17.5 16 Ply Radial, Black Wheel	+\$405
SPARE MOUNT	Optional	Spare Mount (curb side)	+\$58				
STAKE POCKETS	2" x 3/8" Rub Rail w/ Stake Pockets						
STEPS	Optional	36" Side Step	+\$90	2 - 36" Side Steps	+\$180		
STORAGE	Full Width Diamond Plate Neck Box						
SUSPENSION	Slipper Roller	Torsion Axles (Tandem 7K/8K)	+\$1,106	Torsion Axles (Triple)	+\$1,656		
TIE-DOWNS	4 - 5/8" D-Rings	5/8" D-Rings	+\$32 ea				
TIRES	235/80R16 14 Ply Radial	215/75R17.5 16 Ply Radial (7K/8K Tandem)	+\$460	215/75R17.5 16 Ply Radial (Triple)	+\$690		
WHEELS	Black Wheels	Two Tone Aluminum Wheels (7K/8K Tandem)	+\$979	Two Tone Aluminum Wheels (Triple)	+\$1,469		
WINCH	Winch Mounting Plate	12K Warrior Winch Box Package	+\$2,690				
WIRING	Sealed Wiring Harness						
PACSETER EDITION - STANDARD FEATURES							
Options Include	(AVAILABLE ON 20' AND LONGER)	36" Side Step	Fork Holder	Heavy Duty 3/16" Diamond Plate Fender	12" Spaced Crossmember (Increased Strength)		
EQUIPMENT	Specifications, standard features, options, components, and colors are subject to change without notice. Some features may be subject availability, delays, or discontinuance.						

HEQ



LENGTH/WIDTH

20' x 82"

22' x 82"

MSRP

\$9,030

\$9,330



PAINT OPTIONS

● ONYX BLACK

● CARBON METALLIC GRAY

Standard Features		Available Options			
GVWR	14,000 lb	16,000 lb (Includes 2 - 8,000 lb Axles and 235/80R16 14 Ply Radial Tires)	+\$1,865		
AXLES	2 - 7,000 lb Super Lube				
BRAKES	Electric Brakes				
COUPLER	2-5/16" - 21,000 lb Demco EZ-Latch, Adjustable Channel	Adjustable Pintle Ring	+\$64		
CROSS-MEMBERS	3" I-Beam on 16" Centers				
DOVE	24" Diamond Plate Dove				
FENDERS	14 ga Straight Diamond Plate				
FLOOR	2" Treated Lumber				
FRAME	8" x 10 lb I-Beam Frame				
JACK	12,000 lb Drop-Leg Jack				
LIGHTS	All LED Lights				
PAINT	DM Difference Maker Powder Coating System	Onyx Black	N/C	Carbon Metallic Gray	N/C
RAMPS	60" Flip-Knee, Spring-Assisted Ramps				
SPARE	Optional	235/80R16 10 Ply Radial	+\$220	235/80R16 14 Ply Radial	+\$310
SPARE MOUNT	Front Mount				
STAKE POCKETS	2" x 3/8" Rub Rail w/ Stake Pockets				
STORAGE	Chain Tray in Tongue	Lockable Tongue Storage Box	+\$350		
SUSPENSION	6-Leaf Springs				
TIE-DOWNS	4 - 5/8" D-Rings	5/8" D-Rings	+\$32 ea		
TIRES	235/80R16 10 Ply Radial	235/80R16 14 Ply Radial	+\$455		
WHEELS	Black Wheels				
WIRING	Sealed Wiring Harness				
BASELINE	Specifications, standard features, options, components, and colors are subject to change without notice. Some features may be subject availability, delays, or discontinuance.				

GDD



LENGTH/WIDTH

MSRP

14' x 102"

\$8,008

16' x 102"

\$8,195

18' x 102"

\$8,470

20' x 102"

\$8,811

22' x 102"

\$9,136

24' x 102"

\$9,449

Standard Features

Available Options

GVWR	7,000 lb	9,890 lb GVWR Package (Includes 2 - 6,000 lb Super Lube Electric Brake Axles, 6" Channel Frame/Tongue, ST225/75R15 Radial Tires, 2-5/16" - 21K Flat-Mount Demco EZ-Latch Coupler, Cross-Members on 16" Centers, 5 Leaf Slipper Spring Suspension)	+\$1,271		
AXLES	2 - 3,500 lb Super Lube, Electric Brake				
COUPLER	2" - 10,000 lb Demco EZ-Latch, Adjustable Channel				
CROSS-MEMBERS	3" I-Beam on 24" Centers				
FLOOR	2" Treated Lumber	1/8" Diamond Plate	+\$73 lin ft		
FRAME	5" Channel				
JACK	7,000 lb Drop-Leg Jack	12,000 lb Drop-Leg Jack	+\$226		
LACE RAIL	5" x 2" Rectangle Tube Lace Rail				
LIGHTS	All LED Lights	Extra 3/4" Clearance Lights	+\$90/pair		
LOADING STYLE	82" Rear Slide-In Ramps (2" Square Tube)	36" Dove with 60" Rear Slide-In Ramps (2" Square Tube)	+\$182	36" Dove with 60" Flip-Knee, Spring-Assisted Ramps (4" Channel)	+\$473
PAINT	DM Difference Maker Powder Coating System	Special Color	Varies	Custom Color	Quote
RATCHETS	Optional	4" Ratchets (Weld)	+\$50 ea		
SLIDE TRACK	No Slide Track	Full Length Slide Track (driver or passenger side)	+\$14.50 lin ft	Full Length Slide Track (both sides)	+\$29 lin ft
SPARE	Optional	205/75R15 8 Ply Radial, Black Wheel	+\$170	225/75R15 10 Ply Radial, Black Wheel	+\$195
		205/75R15 8 Ply Radial, Aluminum Wheel	+\$429	225/75R15 10 Ply Radial, Aluminum Wheel	+\$473
STAKE POCKETS	2" x 1/4" Rub Rail w/ Stake Pockets and Pipe Spools				
STEPS	Optional	Front Retractable Steps (pair)	+\$154		
STORAGE	No Storage	10" Lockable Steel Tongue Box	+\$253	16" Lockable Steel Tongue Box	+\$435
SUSPENSION	4- Leaf Springs				
TIE-DOWNS	Optional	1/2" D-Rings	+\$25 ea		
TIRES	205/75R15 8 Ply Radial	225/75R15 10 Ply Radial	+\$259		
WHEELS	Black Wheels	Two Tone Aluminum Wheels	+\$979		

EQUIPMENT

Specifications, standard features, options, components, and colors are subject to change without notice. Some features may be subject availability, delays, or discontinuance.

DEC



STANDARD
COLORS



ONYX
BLACK



ARTIC
WHITE



SCARLET
RED



CEMENT
GRAY



CARBON
METALLIC GRAY



PLATINUM SILVER
METALLIC



MOCHA
METALLIC



DYNAMIC BLL
METALLIC



COMMERCIAL
YELLOW



TRACTOR
GREEN



INDUSTRIAL
ORANGE



LIME
GREEN



TACTICAL
TAN

LENGTH/WIDTH

MSRP

20' x 102"

\$12,910

22' x 102"

\$13,174

24' x 102"

\$13,471

26' x 102"

\$13,741

28' x 102"

\$14,016

30' x 102"

\$14,291

Standard Features

Available Options

GVWR	14,900 lb	18,000 lb GVWR Package (Includes 2 - 8,000 lb Oil-Bath Electric Brake Axles, 2-5/16" - 21K Flat-Mount Demco EZ-Latch Coupler, ST215/75R17.5 Radial Tires)	+\$4,200	20,000 lb GVWR Package (Includes 2 - 10,000 lb Oil Bath Torsion Brake Axles, 2-5/16" - 21K Flat-Mount Demco EZ-Latch Coupler, ST215/75R17.5 Radial Tires)	+\$7,500
AXLES	2 - 7,000 lb Super Lube				
BATTERY/CHARGER	Optional w/ Hydraulic Jacks or Winch	Group 27 Series Battery w/110V 5amp Charger	N/C	Trojan SCS 200 Battery Upgrade	+\$380
BRAKES	Electric Drum	Electric Over Hydraulic Disc (Tandem 7K/8K)	+\$3,450		
BUMP RAIL	12" Formed Bumper				
COUPLER	2-5/16" - 21,000 lb Demco EZ-Latch, Adjustable Channel	Adjustable Pintle Ring	+\$64		
CROSS-MEMBERS	3" I-Beam on 16" Centers	3" I-Beam on 12" Centers	+\$15 lin ft		
FLOOR	2" Treated Lumber	2" Oak Floor	+\$61 lin ft	Blackwood Lumber Outer	+\$53 lin ft
FRAME	Engineered Beam Frame	Blackwood Lumber Full	+\$92 lin ft		
JACK	12,000 lb Drop-Leg Jack				
LACE RAIL	5" Channel				
LIGHTS	All LED Lights	Extra 3/4" Clearance Lights	+\$90/pair		
LOADING STYLE	96" Rear Slide-In Ramps (3" Channel)	60" Dove with Extra Wide HD Flip-Knee, 24" x 60", Spring-Assisted Ramps	+\$825	60" Self-Cleaning Dove with Max Ramps	+\$2,245
PAINT	DM Difference Maker Powder Coating System	Special Color	Varies	Custom Color	Quote
PULL TYPE	Bumper Pull				
RATCHETS	Optional	4" Ratchets (Weld)	+\$50 ea		
SLIDE TRACK	No Slide Track	Full Length Slide Track (driver or passenger side)	+\$14.50 lin ft	Full Length Slide Track (both sides)	+\$29 lin ft
SPARE	Optional	235/80R16 14 Ply Radial, Black Wheel	+\$310	235/80R16 14 Ply Radial, Two Tone Aluminum	+\$517
SPARE MOUNT	Spare Mount	215/75R17.5 18 Ply Radial, Black Wheel	+\$405		
STAKE POCKETS	2" x 3/8" Rub Rail w/ Stake Pockets & Pipe Spools				
STEPS	Mid Turn, Light/Step Combo & Front Retractable Steps (pair)				
STORAGE	HD V-Tongue Lid	10" x 12" x 53" Underslung Box	+\$490	2 - 10" x 12" x 53" Underslung Box	+\$980
SUSPENSION	Slipper Roller	Torsion Axles	+\$1,106		
TIE-DOWNS	Optional	5/8" D-Rings	+\$32 ea		
TIRES	235/80R16 14 Ply Radial	215/75R17.5 18 Ply Radial	+\$460		
WHEELS	Black Wheels	Two Tone Aluminum Wheels	+\$480		
WINCH	Optional	Winch Mounting Plate	+\$138	12K Pop-Up Winch Box	+\$2,690
EQUIPMENT	Specifications, standard features, options, components, and colors are subject to change without notice. Some features may be subject availability, delays, or discontinuance.				

DET



STANDARD
COLORS



ONYX
BLACK



ARTIC
WHITE



SCARLET
RED



CEMENT
GRAY



CARBON
METALLIC GRAY



PLATINUM SILVER
METALLIC



MOCHA
METALLIC



DYNAMIC BLUE
METALLIC

SPECIAL
COLORS



COMMERCIAL
YELLOW



TRACTOR
GREEN



INDUSTRIAL
ORANGE



LIME
GREEN



TACTICAL
TAN

LENGTH/WIDTH

MSRP

20' x 102"

\$17,277

22' x 102"

\$17,558

24' x 102"

\$17,816

26' x 102"

\$18,069

28' x 102"

\$18,319

30' x 102"

\$18,569

Standard Features

Available Options

GVWR

14,900 lb

AXLES

2 - 7,000 lb Super Lube

BATTERY/CHARGER

Group 27 Series Battery
w/110V 5amp Charger

BRAKES

Electric Drum

COUPLER

2-5/16" - 21,000 lb Demco
EZ-Latch, Adjustable Channel

CROSSMEMBER

3" I-Beam on 14" Centers

DECK

Full Bed Tilt

FLOOR

2" Treated Lumber

FRAME

Engineered Beam Frame

JACK

12,000 lb Drop-Leg Jack

LACE RAIL

5" Channel - 3/8" Rub Rail w/
Stake Pockets & Pipe Spools

LIGHTS

All LED Lights

PAINT

DM Difference Maker
Powder Coating System

SLIDE TRACK & RATCHETS

No Slide Track

SPARE

Optional

SPARE MOUNT

Spare Mount

STEPS

*Front Retractable Steps
(Pair) & Mid Turn, Light/Step
Combo (pair)*

STORAGE

HD V-Tongue Lid and
Underslung Component Box

SUSPENSION

Slipper Roller

TIE-DOWNS

Optional

TILT

Electric/Hydraulic Powered
Tilt

TIRES

235/80R16 14 Ply Radial

WHEELS

Black Wheels

WINCH

Optional

18,000 lb GVWR Package
(Includes 2 - 8,000 lb Oil-Bath Electric
Brake Axles, ST215/75R17.5 Radial Tires)

+\$4,334

20,000 lb GVWR Package
(Includes 2 - 8,000 lb Oil-Bath Electric
Brake Axles, ST215/75R17.5 Radial Tires)

+\$7,500

Trojan SCS 200 Battery Upgrade

+\$380

Solar Charging System, 7 watt

+\$264

Electric Over Hydraulic Disc

+\$3,450

Adjustable Pintle Ring

+\$64

4' Stationary Deck at Front
(On 24' and 28' only)

N/C

6' Stationary Deck at Front
(On 26' and 30' only)

N/C

2" Oak Floor

+\$61 lin ft

Blackwood Lumber Outer

+\$49 lin ft

Blackwood Lumber Full

+\$92 lin ft

20,000 lb Hydraulic Jack

+\$995

Extra 3/4" Clearance Lights

+\$90/pair

Flashing Caution LED Light on
Rear

+\$165

2 Flashing Caution LED Lights on
Rear

+\$330

Special Color

Varies

Custom Color

Quote

Full Length Slide Track
(passenger side only)

**+\$14.50 lin
ft**

4" Ratchets (Weld)

+\$50 ea

235/80R16 14 Ply Radial, Black
Wheel

+\$310

235/80R16 14 Ply Radial, Two Tone
Aluminum

+\$517

215/75R17.5 16 Ply Radial, Black
Wheel

+\$405

10" x 12" x 53" Underslung Box
(22'-26' Only)

+\$490

2 - 10" x 12" x 53" Underslung Box
(28'-30' Only)

+\$980

Torsion Axles

+\$1,106

5/8" D-Rings

+\$32 ea

215/75R17.5 16 Ply Radial

+\$460

Two Tone Aluminum Wheels

+\$979

Winch Mounting Plate

+\$138

12K Pop-Up Winch Box

+\$2,640

EQUIPMENT

Specifications, standard features, options, components, and colors are subject to change without notice. Some features may be subject to availability, delays, or discontinuance.

DET-GN



LENGTH/WIDTH

MSRP

20' x 102"	\$19,386
22' x 102"	\$19,667
24' x 102"	\$19,925
26' x 102"	\$20,178
28' x 102"	\$20,428
30' x 102"	\$20,678

Standard Features		Available Options			
GVWR	14,900 lb	18,000 lb GVWR Package (Includes 2 - 8,000 lb Oil-Bath Electric Brake Axles, ST215/75R17.5 Radial Tires)	+\$4,334	20,000 lb GVWR Package (Includes 2 - 10,000 lb Oil-Bath Electric Brake Axles, ST215/75R17.5 Radial Tires)	+\$7,500
AXLES	2 - 7,000 lb Super Lube				
BATTERY/CHARGER	Group 27 Series Battery w/110V 5amp Charger	Trojan SCS 200 Battery Upgrade	+\$380	Solar Charging System, 7 watt	+\$264
BRAKES	Electric Drum	Electric Over Hydraulic Disc	+\$3,450		
CROSSMEMBER	3" I-Beam on 14" Centers				
DECK	Full Bed Tilt	4' Stationary Deck at Front (On 24' and 28' only)	N/C	6' Stationary Deck at Front (On 26' and 30' only)	N/C
DECK ON THE NECK	Optional	Weld-on Deck on the Neck	+\$2,382	Bolt-on Deck on the Neck	+\$2,382
FLOOR	2" Treated Lumber	2" Oak Floor	+\$61 lin ft	Blackwood Lumber Outer	+\$49 lin ft
FRAME	Engineered Beam Frame	Blackwood Lumber Full	+\$92 lin ft		
GOOSENECK COUPLER	RAM Coupler	30,000 lb Load Leveler	+\$363	Shocker Hitch Air Ride Coupler	+\$1,881
JACK	Dual 12,000 lb Drop-Leg Jacks	Dual 20,000 lb Hydraulic Jacks	+\$1,555		
LACE RAIL	5" Channel - 3/8" Rub Rail w/ Stake Pockets & Pipe Spools				
LIGHTS	All LED Lights	Extra 3/4" Clearance Lights	+\$90/pair	Flashing Caution LED Light on Rear	+\$165
		2 Flashing Caution LED Lights on Rear	+\$330	Bolt-on LED Loading Lights, 2000 Lumen	+\$660
PAINT	DM Difference Maker Powder Coating System	Special Color	Varies	Custom Color	Quote
SLIDE TRACK & RATCHETS	No Slide Track	Full Length Slide Track (passenger side only)	+\$14.50 lin ft	4" Ratchets (Weld)	+\$50 ea
SPARE	Optional	235/80R16 14 Ply Radial, Black Wheel	+\$310	235/80R16 14 Ply Radial, Two Tone Aluminum	+\$517
		215/75R17.5 16 Ply Radial, Black Wheel	+\$405		
SPARE MOUNT	Spare Mount				
STEPS	Front Retractable Steps (Pair) & Mid Turn, Light/Step Combo (pair)				
STORAGE	Full Width Diamond Plate Neck Box	10" x 12" x 53" Underslung Box (22'-26' Only)	+\$490	2 - 10" x 12" x 53" Underslung Box (28'-30' Only)	+\$980
SUSPENSION	Slipper Roller	Torsion Axles	+\$1,106		
TIE-DOWNS	Optional	5/8" D-Rings	+\$32 ea		
TILT	Electric/Hydraulic Powered Tilt				
TIRES	235/80R16 14 Ply Radial	215/75R17.5 16 Ply Radial	+\$460		
WHEELS	Black Wheels	Two Tone Aluminum Wheels	+\$979		
		Winch Mounting Plate	+\$138		
WINCH	Optional	12K Warrior Winch Box Package	+\$2,690	12K Pop-Up Winch Box	+\$2,640
				Trojan SCS 200 Battery Upgrade. (For 12K Warrior Winch only)	+\$380
EQUIPMENT	Specifications, standard features, options, components, and colors are subject to change without notice. Some features may be subject availability, delays, or discontinuance.				

HDT



LENGTH/WIDTH	MSRP
16' x 82"	\$13,637
18' x 82"	\$13,678
20' x 82"	\$13,830
22' x 82"	\$14,311
24' x 82"	\$14,375
26' x 82"	\$14,603
28' x 82"	\$14,804
* INCLUDES 8" X 15 LB I-BEAM/TONGUE FRAME UPGRADE	

Standard Features		Available Options					
GVWR	14,900 lb	18,000 lb GVWR Package (Includes 2 - 8,000 lb Oil Bath Torsion Brake Axles, 8" x 15 lb I-Beam Frame Upgrade, Engineered Beam Frame on 20'+ Lengths, 2-5/16" - 21K Flat-Mount Demco EZ-Latch Coupler, 215/75R17.5 Radial Tires, 80" Bed Width)	+\$5,285	20,000 lb GVWR Package (Includes 2 - 10,000 lb Oil Bath Torsion Brake Axles, Engineered Beam Frame, 2-5/16" - 21K Flat-Mount Demco EZ-Latch Coupler, 215/75R17.5 Radial Tires. (Available on 20' and higher lengths only))	+\$7,843	24,000 lb GVWR Package (Includes 3 - 7,000 lb Torsion Brake Axles, Engineered Beam Frame, 25K Flat-Mount Demco EZ-Latch Coupler. (Available on 22' and higher lengths only))	+\$5,789
AXLES	2 - 7,000 lb Super Lube	Straight Axles (For 14,900 lb GVWR Package, +4" ground clearance)	-\$165	Straight Axles (For 18,000 lb GVWR Package, 82" Wide Frame and +4" ground clearance)	N/C	Straight Axles (For 24,000 lb GVWR Package, +4" ground clearance)	-\$247
BATTERY/CHARGER	Optional w/ Hydraulic Jacks, Electric/Hydraulic Powered Tilt or Winch	Group 27 Series Battery w/110V 5amp Charger	N/C	Trojan SCS 200 Battery Upgrade	+\$380	Solar Charging System, 7 watt	+\$264
BRAKES	Electric Drum	Electric Over Hydraulic Disc (Tandem 7K/8K)	+\$3,450	Electric Over Hydraulic Disc (Triple)	+\$4,140		
COUPLER	2-5/16" - 21,000 lb Demco EZ-Latch, Adjustable Channel	Adjustable Pintle Ring	+\$64				
CROSS-MEMBERS	3" I-Beam on 16" Centers	3" I-Beam on 12" Centers	+\$15 lin ft				
DECK	Full Bed Tilt (Only available on 16'-20' lengths)	2' Stationary Deck at Front (18') 8' Stationary Deck at Front (22'-24') 16' Tilt Bed Length (On 16'-24')	N/C N/C N/C	4' Stationary Deck at Front (20') 10' Stationary Deck at Front (28') 18' Tilt Bed Length (On 26'-28')	N/C N/C N/C	6' Stationary Deck at Front (22')	N/C
FENDERS	14 ga Teardrop, Diamond Plate, Bolt-on (Black painted fenders optional)	14 ga Teardrop, Diamond Plate, Weld-on	N/C	3/16" Diamond Plate, Super Heavy Duty (Tandem)	+\$418	3/16" Diamond Plate, Super Heavy Duty (Triple)	+\$638
FLOOR	2" Treated Lumber	3/16" Diamond Plate	+\$104 lin ft	Blackwood Lumber Outer	+\$44 lin ft	Blackwood Lumber Full	+\$68 lin ft
FORK HOLDER	Optional (Only available on 20'+ lengths)	Add Fork Holders	+\$418				
FRAME	8" x 10 lb I-Beam Frame	8" x 15 lb I-Beam Tongue/Frame Upgrade	+\$24 lin ft				
JACK	12,000 lb Drop-Leg Jack	20,000 lb Hydraulic Jack	+\$1,400	Dual 20,000 lb Hydraulic Jacks	+\$2,150		
LIGHTS	All LED Lights						
PAINT	DM Difference Maker Powder Coating System	Special Color	Varies	Custom Color	Quote		
SPARE	Optional	235/80R16 14 Ply Radial, Black Wheel	+\$310	235/80R16 14 Ply Radial, Two Tone Aluminum	+\$517	215/75R17.5 16 Ply Radial, Black Wheel	+\$405
SPARE MOUNT	Optional	Spare Mount (curb side)	+\$58				
STAKE POCKETS	2" x 3/8" Rub Rail w/ Stake Pockets						
STEPS	Optional	36" Side Step	+\$90	2 - 36" Side Steps	+\$180		
STORAGE	HD V-Tongue Lid						
SUSPENSION	Slipper Roller	Torsion Axles (Tandem 7K/8K)	+\$1,106	Torsion Axles (Triple)	+\$1,656		
TIE-DOWNS	4 - 5/8" D-Rings	5/8" D-Rings	+\$32 ea				
TILT	Hydraulic Dampening Cylinder w/ Valve Control	Electric/Hydraulic Powered Tilt	+\$2,013				
TIRES	235/80R16 14 Ply Radial	215/75R17.5 16 Ply Radial (7K/8K Tandem)	+\$460	215/75R17.5 16 Ply Radial (Triple)	+\$690		
WHEELS	Black Wheels	Two Tone Aluminum Wheels (7K/8K Tandem)	+\$979	Two Tone Aluminum Wheels (Triple)	+\$1,469		
WINCH	Optional	Winch Mounting Plate	+\$138	Bed Roller	+\$429	12K Pop-Up Winch Box with Bed Roller	+\$2,915

PACESETTER EDITION - STANDARD FEATURES

Options Include	(AVAILABLE ON 20' AND LONGER)	36" Side Step	Fork Holder	Heavy Duty 3/16" Diamond Plate Fender	12" Spaced Crossmember (Increased Strength)
EQUIPMENT	Specifications, standard features, options, components, and colors are subject to change without notice. Some features may be subject availability, delays, or discontinuance.				

HDT-GN



STANDARD COLORS

- ONYX BLACK
- ARCTIC WHITE
- SCARLET RED
- CEMENT GRAY
- CARBON METALLIC GRAY
- PLATINUM SILVER METALLIC
- NOCTUA METALLIC
- DYNAMIC BLUE METALLIC

SPECIAL COLORS

- COMMERCIAL YELLOW
- TRACTOR GREEN
- INDUSTRIAL ORANGE
- LIME GREEN
- TACTICAL TAN

Standard Features		Available Options								
GVWR	14,900 lb	18,000 lb GVWR Package (Includes 2 - 8,000 lb Oil Bath Torsion Brake Axles, 8" x 15 lb I-Beam Frame Upgrade, Engineered Beam Frame on 20"+ Lengths, 215/75R17.5 Radial Tires, 80" Bed Width)		+\$5,285	20,000 lb GVWR Package (Includes 2 - 10,000 lb Oil Bath Torsion Brake Axles, Engineered Beam Frame, and 215/75R17.5 Radial Tires. (Available on 20" and higher lengths only))		+\$7,843	24,000 lb GVWR Package (Includes 3 - 7,000 lb Torsion Brake Axles and Engineered Beam Frame. (Available on 22" and higher lengths only))		+\$5,789
AXLES	2 - 7,000 lb Super Lube	Straight Axles (For 14,900 lb GVWR Package, +4" ground clearance)		-\$165	Straight Axles (For 18,000 lb GVWR Package, 82" Wide Frame and +4" ground clearance)		N/C	Straight Axles (For 24,000 lb GVWR Package, +4" ground clearance)		-\$247
BATTERY/CHARGER	Optional w/ Hydraulic Jacks, Electric/Hydraulic Powered Tilt or Winch	Group 27 Series Battery w/110V Samp Charger		N/C	Trojan SCS 200 Battery Upgrade		+\$380	Solar Charging System, 7 watt		+\$264
BRAKES	Electric Drum	Electric Over Hydraulic Disc (Tandem 7K/8K)		+\$3,450	Electric Over Hydraulic Disc (Triple)		+\$4,140			
CROSS-MEMBERS	3" I-Beam on 16" Centers	3" I-Beam on 12" Centers		+\$15 lin ft						
DECK	Full Bed Tilt (Only available on 16'-20' lengths)	2' Stationary Deck at Front (18')		N/C	4' Stationary Deck at Front (20')		N/C	6' Stationary Deck at Front (22')		N/C
		8' Stationary Deck at Front (22'-24')		N/C	10' Stationary Deck at Front (28')		N/C			
DECK ON THE NECK	Optional	16' Tilt Bed Length (On 16'-24')		N/C	18' Tilt Bed Length (On 26'-28')		N/C			
		Weld-on Deck on the Neck		+\$2,382	Bolt-on Deck on the Neck		+\$2,382			
FENDERS	14 ga Teardrop, Diamond Plate, Bolt-on (Black painted fenders optional)	14 ga Teardrop, Diamond Plate, Weld-on		N/C	3/16" Diamond Plate, Super Heavy Duty (Tandem)		+\$418	3/16" Diamond Plate, Super Heavy Duty (Triple)		+\$638
FLOOR	2" Treated Lumber	3/16" Diamond Plate		+\$104 lin ft	Blackwood Lumber Outer		+\$44 lin ft	Blackwood Lumber Full		+\$68 lin ft
FORK HOLDER	Optional (Only available on 20"+ lengths)	Add Fork Holders		+\$418						
FRAME	8" x 10 lb I-Beam Frame	8" x 15 lb I-Beam Tongue/Frame Upgrade		+\$24 lin ft						
GOOSENECK COUPLER	RAM Coupler	30,000 lb Load Leveler		+\$363	Shocker Hitch Air Ride Coupler		+\$1,881			
JACK	Dual 12,000 lb Drop-Leg Jacks	Dual 20,000 lb Hydraulic Jacks		+\$2,150						
LIGHTS	All LED Lights	Bolt-on LED Loading Lights, 2000 Lumen		+\$660						
PAINT	DM Difference Maker Powder Coating System	Special Color		Varies	Custom Color		Quote			
SPARE	Optional	235/80R16 14 Ply Radial, Black Wheel		+\$310	235/80R16 14 Ply Radial, Two Tone Aluminum		+\$517	215/75R17.5 16 Ply Radial, Black Wheel		+\$405
SPARE MOUNT	Fold-Down Spare Mount in Gooseneck									
STAKE POCKETS	2" x 3/8" Rub Rail w/ Stake Pockets									
STEPS	Optional	36" Side Step		+\$90	2 - 36" Side Steps		+\$180			
STORAGE	Full Width Diamond Plate Neck Box									
SUSPENSION	Slipper Roller	Torsion Axles (Tandem 7K/8K)		+\$1,106	Torsion Axles (Triple)		+\$1,656			
TIE-DOWNS	4 - 5/8" D-Rings	5/8" D-Rings		+\$32 ea						
TILT	Hydraulic Dampening Cylinder w/ Valve Control	Electric/Hydraulic Powered Tilt		+\$2,013						
TIRES	235/80R16 14 Ply Radial	215/75R17.5 16 Ply Radial (7K/8K Tandem)		+\$460	215/75R17.5 16 Ply Radial (Triple)		+\$690			
WHEELS	Black Wheels	Two Tone Aluminum Wheels (7K/8K Tandem)		+\$979	Two Tone Aluminum Wheels (Triple)		+\$1,469			
WINCH	Optional	Winch Mounting Plate		+\$138	Bed Roller		+\$429	12K Warrior Winch Box Package		+\$2,690

PACESSETTER EDITION - STANDARD FEATURES					
Options Include	(AVAILABLE ON 20' AND LONGER)	36" Side Step	Fork Holder	Heavy Duty 3/16" Diamond Plate Fender	12" Spaced Crossmember (Increased Strength)

EQUIPMENT	Specifications, standard features, options, components, and colors are subject to change without notice. Some features may be subject availability, delays, or discontinuance.
-----------	--

HTL



LENGTH/WIDTH

MSRP

20' x 82"

\$11,605

22' x 82"

\$11,905

24' x 82"

(Only available with 208 GVWR Upgrade)

\$14,070



PAINT OPTIONS

● ONYX BLACK

● CARBON METALLIC GRAY

Standard Features

Available Options

GVWR	14,000 lb	16,000 lb (Includes 2 - 8,000 lb Axles and 235/80R16 14 Ply Radial Tires)	+\$2,165		
AXLES	2 - 7,000 lb Super Lube				
BRAKES	Electric Brakes				
COUPLER	2-5/16" - 21,000 lb Demco EZ-Latch, Adjustable Channel	Adjustable Pintle Ring	+\$64		
CROSS-MEMBERS	3" I-Beam on 16" Centers				
DECK	Varies per Length	6' Stationary Deck at Front	N/C	8' Stationary Deck at Front	N/C
FENDERS	14 ga Straight Diamond Plate				
FLOOR	2" Treated Lumber				
FRAME	8" x 10 lb I-Beam Frame				
JACK	12,000 lb Drop-Leg Jack				
LIGHTS	All LED Lights				
PAINT	DM Difference Maker Powder Coating System	Onyx Black	N/C	Carbon Metallic Gray	N/C
SPARE	Optional	235/80R16 10 Ply Radial	+\$220	235/80R16 14 Ply Radial	+\$310
SPARE MOUNT	Front Mount				
STAKE POCKETS	2" x 3/8" Rub Rail w/ Stake Pockets				
STEPS	Step Latch				
STORAGE	Chain Tray in Tongue	Lockable Tongue Storage Box	+\$350		
SUSPENSION	6-Leaf Springs				
TIE-DOWNS	4 - 5/8" D-Rings	5/8" D-Rings	+\$32 ea		
TIRES	235/80R16 10 Ply Radial	235/80R16 14 Ply Radial	+\$455		
TILT	Hydraulic Dampening Cylinder w/ Valve Control				
WHEELS	Black Wheels				
WIRING	Sealed Wiring Harness				

BASELINE

Specifications, standard features, options, components, and colors are subject to change without notice. Some features may be subject availability, delays, or discontinuance.

DSA



STANDARD
COLORS



ONYX
BLACK



ARCTIC
WHITE



SCARLET
RED



CEMENT
GRAY



CARBON
METALLIC GRAY



PLATINUM SILVER
METALLIC



MOCHA
METALLIC



DYNAMIC BLUE
METALLIC



SPECIAL
COLORS



COMMERCIAL
YELLOW



TRACTOR
GREEN



INDUSTRIAL
ORANGE



LIME
GREEN



TACTICAL
TAN

LENGTH/WIDTH

MSRP

10' x 59"

\$6,229

12' x 59"

\$6,543

10' x 77"

\$6,515

12' x 77"

\$6,834

Standard Features

Available Options

GVWR

7,000 lb

AXLES

7,000 lb Super Lube,
Self-Adjust Electric Brake,
4" Drop

Hydraulic Surge Brakes

+\$1,216

BUMP RAIL

12" Formed Bumper

COUPLER

2-5/16" - 21,000 lb Demco
EZ-Latch, Adjustable
Channel

Adjustable Pintle Ring

+\$64

CROSS-MEMBERS

3" I-Beam on 12" Centers

FENDERS

14 ga Diamond Plate,
Bolt-on
(Black painted fenders optional)

FLOOR

1/8" Diamond Plate

3/16" Diamond Plate

+\$42 lin ft

FRAME

5" x 3" x 5/16" Angle Iron

JACK

2,000 lb Swivel Jack

LIGHTS

All LED Lights

PAINT

DM Difference Maker
Powder Coating System

Special Color

Varies

Custom Color

Quote

PULL TYPE

Bumper Pull

SPARE

Optional

235/80R16 14 Ply Radial, Black
Wheel

+\$310

235/80R16 14 Ply Radial,
Aluminum Wheel

+\$517

SPARE MOUNT

Optional

Add Spare Mount

+\$58

STAKE POCKETS

4 Stake Pockets

2" x 3/8" Rub Rail w/ Stake Pockets

+\$15 lin ft

Extra Stake Pockets

+\$17 ea

SUSPENSION

5-Leaf Slipper Springs

TIE-DOWNS

4 - 1/2" D-Rings

Extra 1/2" D-Rings

+\$25 ea

TILT

Gravity with Manual Jack

TIRES

235/80R16 14 Ply Radial

WHEELS

Black Wheels

Two Tone Aluminum Wheels

+\$501

EQUIPMENT

Specifications, standard features, options, components, and colors are subject to change without notice. Some features may be subject availability, delays, or discontinuance.

Gooseneck Trailers



FMAX207



STANDARD
COLORS



ONYX
BLACK



ARCTIC
WHITE



SCARLET
RED



CEMENT
GRAY



CARBON
METALLIC GRAY



PLATINUM SILVER
METALLIC



MOCHA
METALLIC



DYNAMIC BLU
METALLIC

SPECIAL
COLORS



COMMERCIAL
YELLOW



TRACTOR
GREEN



INDUSTRIAL
ORANGE



LIME
GREEN



TACTICAL
TAN

LENGTH/WIDTH

MSRP

25' x 102" - Max Ramp

\$18,029

28' x 102" - Max Ramp

\$18,585

30' x 102" - Max Ramp

\$19,553

32' x 102" - Max Ramp

\$19,921

35' x 102" - Max Ramp

\$20,488

LENGTH/WIDTH

MSRP

25' x 102" - XDR Ramp

\$18,029

28' x 102" - XDR Ramp

\$18,585

30' x 102" - XDR Ramp

\$19,553

32' x 102" - XDR Ramp

\$19,921

35' x 102" - XDR Ramp

\$20,488

LENGTH/WIDTH

MSRP

30' x 102" - 12' Hydraulic Dovetail

\$24,042

32' x 102" - 12' Hydraulic Dovetail

\$24,438

35' x 102" - 12' Hydraulic Dovetail

\$25,005

LENGTH/WIDTH

MSRP

20' x 102" - Straight Deck

\$15,065

22' x 102" - Straight Deck

\$15,439

25' x 102" - Straight Deck

\$16,000

28' x 102" - Straight Deck

\$16,561

30' x 102" - Straight Deck

\$17,479

32' x 102" - Straight Deck

\$17,853

35' x 102" - Straight Deck

\$18,414

Standard Features

Available Options

GVWR	15,500 lb						
AXLES	2 - 7,000 lb Super Lube						
BATTERY/CHARGER	Optional w/ Hydraulic Dovetail or Hydraulic Jack	Group 27 Series Battery w/110V 5amp Charger	N/C	Trojan SCS 200 Battery Upgrade	+\$380	Solar Charging System, 7 watt	+\$264
BRAKES	Electric Drum	Electric Over Hydraulic Disc	+\$3,450				
CROSS-MEMBERS	3" I-Beam on 16" Centers	3" I-Beam on 12" Centers	+\$15 lin ft				
DECK ON THE NECK	Optional	Weld-on Deck on the Neck	+\$2,382	Bolt-on Deck on the Neck	+\$2,382		
DOVE - MAX RAMPS	60" Dovetail with 2" x 2" x 1/8" Angle Cleats	Wood Filled Dove/Ramp	+\$644				
DOVE - XDR RAMPS	60" Dovetail with 2" x 2" x 1/8" Angle Cleats						
DOVE - HDT	12' Fully Automatic Hydraulic Dovetail	Full Steel Runner with Cleats	+\$468	Full Steel Runner w/o Cleats	+\$363		
DOVE - STRAIGHT DECK	96" Rear Slide-In Ramps (3" Channel)						
FLOOR	2" Treated Lumber	2" Oak Floor	+\$61 lin ft	Blackwood Lumber Outer	+\$49 lin ft	Blackwood Lumber Full	+\$92 lin ft
FRAME	14" Engineered Beam 2.0	3/16" Diamond Plate	+\$121 lin ft	Zig-Zag Floor Screws	+\$11 lin ft		
GOOSENECK COUPLER	2-5/16" Ball - 25,000 lb RAM Coupler	2-5/16" Ball - 30,000 lb Square Load Leveler	+\$281	Shocker Hitch Air Ride Coupler	+\$1,881	King-Pin Adapter	+\$303
JACK	2 - 12,000 lb Drop-Leg Jacks	2 - 25,000 lb Two Speed Drop-Leg Jacks	+\$1,425	2 - 20,000 lb Hydraulic Jacks	+\$2,150	2 - 20,000 lb Hydraulic Jacks w/ Hydraulic Dovetail	+\$1,555
LACE RAIL	5" Channel						
LIGHTS	All LED Lights	Bolt-on LED Loading Lights, 2000 Lumen	+\$660	Flashing Caution LED Light on Rear	+\$165 ea	Extra 3/4" Clearance Lights	+\$90 per pair
PAINT	DM Difference Maker Powder Coating System	Special Color	Varies	Custom Color	Quote		
PULL TYPE	12" Engineered Gooseneck	6" Taller Neck	+\$237				
SLIDE TRACK & RATCHETS	Optional	Full Length Slide Track (driver or passenger side)	Varies based on Tail Style	Full Length Slide Track (both sides)	Varies based on Tail Style	4" Ratchets (Weld)	+\$50 ea
SPARE	Optional	235/80R16 14 Ply Radial, Black Wheel	+\$310	235/80R16 14 Ply Radial, Two Tone Aluminum	+\$517	215/75R17.5 16 Ply Radial, Black Wheel	+\$405
SPARE MOUNT	Under-Frame Spare Mount						
STAKE POCKETS	2" x 3/8" Rub Rail w/ Stake Pockets & Pipe Spools						
STEPS	Front Retractable & Mid-Turn	Extra Retractable Steps (pair)	+\$154				
STORAGE	Diamond Plate Neck Box w/ Gas Shock Assisted Lid	16" Locking Chain Rack, Bolt-on	+\$325 ea	Full Width Locking Chain Rack, Weld-on	+\$479	14" x 14" x 42" Underslung Box	+\$490 ea
SUSPENSION	Slipper Roller	102" Underslung Dunnage Rack	+\$836	Neck Storage Box in Winch Tray	+\$295		
SWAY CONTROL	Standard on 30' - 40' models	Torsion Axles	+\$1,106				
TIE-DOWNS	Optional	Add Sway Control Pipe (under 30')	+\$446				
TIRES	Optional	5/8" D-Rings	+\$32 ea				
TIRES	235/80R16 14 Ply Radial	215/75R17.5 16 Ply Radial	+\$460				
WHEELS	Black Wheels	Two Tone Aluminum Wheels	+\$480				
WINCH	Optional	12K Warrior Winch Box Package	+\$2,690	17.5K Warrior Winch Box Package	+\$3,746		
WIRING	Sealed Wiring Harness						

GOOSENECK

Specifications, standard features, options, components, and colors are subject to change without notice. Some features may be subject availability, delays, or discontinuance.

FMAX208



STANDARD
COLORS



SPECIAL
COLORS



LENGTH/WIDTH

MSRP

25' x 102" - Max Ramp	\$22,627
28' x 102" - Max Ramp	\$23,128
30' x 102" - Max Ramp	\$24,074
32' x 102" - Max Ramp	\$24,431
35' x 102" - Max Ramp	\$24,976
38' x 102" - Max Ramp	\$25,548
40' x 102" - Max Ramp	\$25,905

LENGTH/WIDTH

MSRP

25' x 102" - XDR Ramp	\$22,627
28' x 102" - XDR Ramp	\$23,128
30' x 102" - XDR Ramp	\$24,074
32' x 102" - XDR Ramp	\$24,431
35' x 102" - XDR Ramp	\$24,976
38' x 102" - XDR Ramp	\$25,548
40' x 102" - XDR Ramp	\$25,905

LENGTH/WIDTH

MSRP

30' x 102" - 12' Hydraulic Dovetail	\$29,146
32' x 102" - 12' Hydraulic Dovetail	\$29,520
35' x 102" - 12' Hydraulic Dovetail	\$30,087
38' x 102" - 12' Hydraulic Dovetail	\$30,648
40' x 102" - 12' Hydraulic Dovetail	\$30,994

LENGTH/WIDTH

MSRP

20' x 102" - Straight Deck	\$20,180
22' x 102" - Straight Deck	\$20,554
25' x 102" - Straight Deck	\$21,093
28' x 102" - Straight Deck	\$21,654
30' x 102" - Straight Deck	\$22,589
32' x 102" - Straight Deck	\$22,957
35' x 102" - Straight Deck	\$23,507
38' x 102" - Straight Deck	\$24,068
40' x 102" - Straight Deck	\$24,431

Standard Features

Available Options

Standard Features							
GVWR	18,000 lb						
AXLES	2 - 8,000 lb Oil-Bath						
BATTERY/CHARGER	Optional w/ Hydraulic Dovetail or Hydraulic Jack	Group 27 Series Battery w/110V Sump Charger	N/C	Trojan SCS 200 Battery Upgrade	+\$380	Solar Charging System, 7 watt	+\$264
BRAKES	Electric Drum	Electric Over Hydraulic Disc	+\$3,450				
CROSS-MEMBERS	3" I-Beam on 16" Centers	3" I-Beam on 12" Centers	+\$15 lin ft				
DECK ON THE NECK	Optional	Weld-on Deck on the Neck	+\$2,382	Bolt-on Deck on the Neck	+\$2,382		
DOVE - MAX RAMPS	60" Dovetail with 2" x 2" x 1/8" Angle Cleats	Wood Filled Dove/Ramp	+\$644				
DOVE - XDR RAMPS	60" Dovetail with 2" x 2" x 1/8" Angle Cleats						
DOVE - HDT	12" Fully Automatic Hydraulic Dovetail	Full Steel Runner with Cleats	+\$468	Full Steel Runner w/o Cleats	+\$363		
DOVE - STRAIGHT DECK	96" Rear Slide-In Ramps (3" Channel)						
FLOOR	2" Treated Lumber	2" Oak Floor	+\$61 lin ft	Blackwood Lumber Outer	+\$49 lin ft	Blackwood Lumber Full	+\$92 lin ft
FRAME	16" Engineered Beam 2.0	3/16" Diamond Plate	+\$121 lin ft	Zig-Zag Floor Screws	+\$11 lin ft		
GOOSENECK COUPLER	2-5/16" Ball - 25,000 lb RAM Coupler	2-5/16" Ball - 30,000 lb Square Load Leveler	+\$281	Shocker Hitch Air Ride Coupler	+\$1,881	King-Pin Adapter	+\$303
JACK	2 - 12,000 lb Drop-Leg Jacks	2 - 25,000 lb Two Speed Drop-Leg Jacks	+\$1,425	2 - 20,000 lb Hydraulic Jacks	+\$2,150	2 - 20,000 lb Hydraulic Jacks w/ Hydraulic Dovetail	+\$1,555
LACE RAIL	5" Channel						
LIGHTS	All LED Lights	Bolt-on LED Loading Lights, 2000 Lumen	+\$660	Flashing Caution LED Light on Rear	+\$165 ea	Extra 3/4" Clearance Lights	+\$90 per pair
PAINT	DM Difference Maker Powder Coating System	Special Color	Varies	Custom Color	Quote		
PULL TYPE	12" Engineered Gooseneck	6" Taller Neck	+\$237				
SLIDE TRACK & RATCHETS	Optional	Full Length Slide Track (driver or passenger side)	Varies based on Tail Style	Full Length Slide Track (both sides)	Varies based on Tail Style	4" Ratchets (Weld)	+\$50 ea
SPARE	Optional	215/75R17.5 16 Ply Radial, Black Wheel	+\$405				
SPARE MOUNT	Under-Frame Spare Mount						
STAKE POCKETS	2" x 3/8" Rub Rail w/ Stake Pockets & Pipe Spools						
STEPS	Front Retractable & Mid-Turn	Extra Retractable Steps (pair)	+\$154				
STORAGE	Diamond Plate Neck Box w/ Gas Shock Assisted Lid	16" Locking Chain Rack, Bolt-on	+\$325 ea	Full Width Locking Chain Rack, Weld-on	+\$479	14" x 14" x 42" Underslung Box	+\$490 ea
SUSPENSION	Slipper Roller	102" Underslung Dunnage Rack	+\$836	Neck Storage Box in Winch Tray	+\$295		
SWAY CONTROL	Standard on 30 - 40' models	Torsion Axles	+\$1,106				
TIE-DOWNS	Optional	Add Sway Control Pipe (under 30')	+\$446				
TIRES	215/75R17.5 16 Ply Radial	5/8" D-Rings	+\$32 ea				
WHEELS	Black Wheels						
WINCH	Optional	12K Warrior Winch Box Package	+\$2,690	17.5K Warrior Winch Box Package	+\$3,746		
WIRING	Sealed Wiring Harness						

GOOSENECK

Specifications, standard features, options, components, and colors are subject to change without notice. Some features may be subject availability, delays, or discontinuance.

FMAX307



STANDARD
COLORS



SPECIAL
COLORS



LENGTH/WIDTH

MSRP

28' x 102" - Max Ramp	\$23,452
30' x 102" - Max Ramp	\$24,398
32' x 102" - Max Ramp	\$24,756
35' x 102" - Max Ramp	\$25,295
38' x 102" - Max Ramp	\$25,878
40' x 102" - Max Ramp	\$26,235

LENGTH/WIDTH

MSRP

28' x 102" - XDR Ramp	\$23,452
30' x 102" - XDR Ramp	\$24,398
32' x 102" - XDR Ramp	\$24,756
35' x 102" - XDR Ramp	\$25,295
38' x 102" - XDR Ramp	\$25,878
40' x 102" - XDR Ramp	\$26,235

LENGTH/WIDTH

MSRP

32' x 102" - 12' Hydraulic Dovetail	\$29,845
35' x 102" - 12' Hydraulic Dovetail	\$30,406
38' x 102" - 12' Hydraulic Dovetail	\$30,978
40' x 102" - 12' Hydraulic Dovetail	\$31,330

LENGTH/WIDTH

MSRP

25' x 102" - Straight Deck	\$21,423
28' x 102" - Straight Deck	\$21,984
30' x 102" - Straight Deck	\$22,919
32' x 102" - Straight Deck	\$23,287
35' x 102" - Straight Deck	\$23,837
38' x 102" - Straight Deck	\$24,398
40' x 102" - Straight Deck	\$24,761

Standard Features		Available Options					
GVWR	24,000 lb						
AXLES	3 - 7,000 lb Super Lube						
BATTERY/CHARGER	Optional w/ Hydraulic Dovetail or Hydraulic Jack	Group 27 Series Battery w/110V 5amp Charger	N/C	Trojan SCS 200 Battery Upgrade	+\$380	Solar Charging System, 7 watt	+\$264
BRAKES	Electric Drum	Electric Over Hydraulic Disc	+\$4,140				
CROSS-MEMBERS	3" I-Beam on 16" Centers	3" I-Beam on 12" Centers	+\$15 lin ft				
DECK ON THE NECK	Optional	Weld-on Deck on the Neck	+\$2,382	Bolt-on Deck on the Neck	+\$2,382		
DOVE - MAX RAMPS	60" Dovetail with 2" x 2" x 1/8" Angle Cleats	Wood Filled Dove/Ramp	+\$644				
DOVE - XDR RAMPS	60" Dovetail with 2" x 2" x 1/8" Angle Cleats						
DOVE - HDT	12' Fully Automatic Hydraulic Dovetail	Full Steel Runner with Cleats	+\$468	Full Steel Runner w/o Cleats	+\$363		
DOVE - STRAIGHT DECK	96" Rear Slide-In Ramps (3" Channel)						
FLOOR	2" Treated Lumber	2" Oak Floor	+\$61 lin ft	Blackwood Lumber Outer	+\$49 lin ft	Blackwood Lumber Full	+\$92 lin ft
FRAME	16" Engineered Beam 2.0	3/16" Diamond Plate	+\$121 lin ft	Zig-Zag Floor Screws	+\$11 lin ft		
GOOSENECK COUPLER	2-5/16" Ball - 25,000 lb RAM Coupler	2-5/16" Ball - 30,000 lb Square Load Leveler	+\$281	Shocker Hitch Air Ride Coupler	+\$1,881	King-Pin Adapter	+\$303
JACK	2 - 12,000 lb Drop-Leg Jacks	2 - 25,000 lb Two Speed Drop-Leg Jacks	+\$1,425	2 - 20,000 lb Hydraulic Jacks	+\$2,150	2 - 20,000 lb Hydraulic Jacks w/ Hydraulic Dovetail	+\$1,555
LACE RAIL	6" Channel Lace Rail						
LIGHTS	All LED Lights	Bolt-on LED Loading Lights, 2000 Lumen	+\$660	Flashing Caution LED Light on Rear	+\$165 ea	Extra 3/4" Clearance Lights	+\$90 per pair
PAINT	DM Difference Maker Powder Coating System	Special Color	Varies	Custom Color	Quote		
PULL TYPE	12" Engineered Gooseneck	6" Taller Neck	+\$237				
SLIDE TRACK & RATCHETS	Optional	Full Length Slide Track (driver or passenger side)	Varies based on Tail Style	Full Length Slide Track (both sides)	Varies based on Tail Style	4" Ratchets (Weld)	+\$50 ea
SPARE	Optional	235/80R16 14 Ply Radial, Black Wheel	+\$310	235/80R16 14 Ply Radial, Two Tone Aluminum	+\$517	215/75R17.5 16 Ply Radial, Black Wheel	+\$405
SPARE MOUNT	Under-Frame Spare Mount						
STAKE POCKETS	2" x 3/8" Rub Rail w/ Stake Pockets & Pipe Spools						
STEPS	Front Retractable & Mid-Turn	Extra Retractable Steps (pair)	+\$154				
STORAGE	Diamond Plate Neck Box w/ Gas Shock Assisted Lid	16" Locking Chain Rack, Bolt-on	+\$325 ea	Full Width Locking Chain Rack, Weld-on	+\$479	14" x 14" x 42" Underslung Box	+\$490 ea
SUSPENSION	Slipper Roller	102" Underslung Dunnage Rack	+\$836	Neck Storage Box in Winch Tray	+\$295		
SWAY CONTROL	Standard on 30 - 40' models	Torsion Axles	+\$1,656				
TIE-DOWNS	Optional	Add Sway Control Pipe (under 30')	+\$446				
TIRES	Optional	5/8" D-Rings	+\$32 ea				
TIRES	235/80R16 14 Ply Radial	215/75R17.5 16 Ply Radial	+\$690				
WHEELS	Black Wheels	Two Tone Aluminum Wheels	+\$720				
WINCH	Optional	12K Warrior Winch Box Package	+\$2,690	17.5K Warrior Winch Box Package	+\$3,746		
WIRING	Sealed Wiring Harness						
GOOSENECK		Specifications, standard features, options, components, and colors are subject to change without notice. Some features may be subject availability, delays, or discontinuance.					

FMAX210



LENGTH/WIDTH	MSRP
25' x 102" - Max Ramp	\$23,826
28' x 102" - Max Ramp	\$24,376
30' x 102" - Max Ramp	\$25,355
32' x 102" - Max Ramp	\$25,735
35' x 102" - Max Ramp	\$26,296
38' x 102" - Max Ramp	\$26,857
40' x 102" - Max Ramp	\$27,214

LENGTH/WIDTH	MSRP
25' x 102" - XDR Ramp	\$23,386
28' x 102" - XDR Ramp	\$23,936
30' x 102" - XDR Ramp	\$24,915
32' x 102" - XDR Ramp	\$25,295
35' x 102" - XDR Ramp	\$25,856
38' x 102" - XDR Ramp	\$26,417
40' x 102" - XDR Ramp	\$26,774

LENGTH/WIDTH	MSRP
30' x 102" - 12' Hydraulic Dovetail	\$29,625
32' x 102" - 12' Hydraulic Dovetail	\$29,993
35' x 102" - 12' Hydraulic Dovetail	\$30,560
38' x 102" - 12' Hydraulic Dovetail	\$31,104
40' x 102" - 12' Hydraulic Dovetail	\$31,506

LENGTH/WIDTH	MSRP
20' x 102" - Straight Deck	\$20,658
22' x 102" - Straight Deck	\$21,027
25' x 102" - Straight Deck	\$21,588
28' x 102" - Straight Deck	\$22,154
30' x 102" - Straight Deck	\$23,056
32' x 102" - Straight Deck	\$23,430
35' x 102" - Straight Deck	\$23,991
38' x 102" - Straight Deck	\$24,558
40' x 102" - Straight Deck	\$24,893



Standard Features		Available Options					
GVWR	25,000 lb						
AXLES	2 - 10,000 lb General Duty, Oil Bath						
BATTERY/CHARGER	<i>Optional w/ Hydraulic Dovetail or Hydraulic Jack</i>	Group 27 Series Battery w/110V Samp Charger	N/C	Trojan SCS 200 Battery Upgrade	+\$380	Solar Charging System, 7 watt	+\$264
BRAKES	Electric Drum	Electric-Over-Hydraulic Drum Brakes	+\$3,273	Electric Over Hydraulic Disc	+\$2,770		
CROSS-MEMBERS	3" I-Beam on 16" Centers	3" I-Beam on 12" Centers	+\$15 lin ft				
DECK ON THE NECK	<i>Optional</i>	Weld-on Deck on the Neck	+\$2,382	Bolt-on Deck on the Neck	+\$2,382		
DOVE - MAX RAMPS	60" Dovetail with 2" x 2" x 1/8" Angle Cleats	Wood Filled Dove/Ramp	+\$644				
DOVE - XDR RAMPS	60" Dovetail with 2" x 2" x 1/8" Angle Cleats						
DOVE - HDT	12' Fully Automatic Hydraulic Dovetail	Full Steel Runner with Cleats	+\$468	Full Steel Runner w/o Cleats	+\$363		
DOVE - STRAIGHT DECK	96" Rear Slide-In Ramps (3" Channel)						
FLOOR	2" Treated Lumber	2" Oak Floor	+\$61 lin ft	Blackwood Lumber Outer	+\$49 lin ft	Blackwood Lumber Full	+\$92 lin ft
FRAME	16" Engineered Beam 2.0	3/16" Diamond Plate	+\$121 lin ft	Zig-Zag Floor Screws	+\$11 lin ft		
GOOSENECK COUPLER	2-5/16" Ball - 25,000 lb RAM Coupler	2-5/16" Ball - 30,000 lb Square Load Leveler	+\$281	Shocker Hitch Air Ride Coupler	+\$1,881	King-Pin Adapter	+\$303
JACK	2 - 12,000 lb Drop-Leg Jacks	2 - 25,000 lb Two Speed Drop-Leg Jacks	+\$1,425	2 - 20,000 lb Hydraulic Jacks	+\$2,150	2 - 20,000 lb Hydraulic Jacks w/ Hydraulic Dovetail	+\$1,555
LACE RAIL	6" Channel Lace Rail						
LIGHTS	All LED Lights	Bolt-on LED Loading Lights, 2000 Lumen	+\$660	Flashing Caution LED Light on Rear	+\$165 ea	Extra 3/4" Clearance Lights	+\$90 per pair
PAINT	DM Difference Maker Powder Coating System	Special Color	Varies	Custom Color	Quote		
PULL TYPE	12" Engineered Gooseneck	6" Taller Neck	+\$237				
SLIDE TRACK & RATCHETS	<i>Optional</i>	Full Length Slide Track (driver or passenger side)	Varies based on Tail Style	Full Length Slide Track (both sides)	Varies based on Tail Style	4" Ratchets (Weld)	+\$50 ea
SPARE	<i>Optional</i>	235/80R16 14 Ply Radial, Dually	+\$335	215/75R17.5 16 Ply Radial, Dually	+\$455		
SPARE MOUNT	Under-Frame Spare Mount						
SPREAD AXLE	<i>Available on 35"+ Lengths with Hutch or Air Ride Suspension</i>	60" Spread Axle	+\$204	72" Spread Axle (Air Ride Only)	+\$204		
STAKE POCKETS	2" x 3/8" Rub Rail w/ Stake Pockets & Pipe Spools						
STEPS	<i>Front Retractable & Mid-Turn</i>	Extra Retractable Steps (pair)	+\$154				
STORAGE	Diamond Plate Neck Box w/ Gas Shock Assisted Lid	16" Locking Chain Rack, Bolt-on	+\$325 ea	Full Width Locking Chain Rack, Weld-on	+\$479	14" x 14" x 42" Underslung Box	+\$490 ea
SUSPENSION	5-Leaf Slipper Springs, 48" Spread	102" Underslung Dunnage Rack	+\$836	Neck Storage Box in Winch Tray	+\$295		
SWAY CONTROL	Standard on 30 - 40' models	Hutch Heavy Duty Adjustable Suspension	+\$1,430	Air Ride Suspension with Front Lift Axle	+\$12,320		
TIE-DOWNS	<i>Optional</i>	Add Sway Control Pipe (under 30')	+\$446				
TIRES	235/80R16 14 Ply Radial, Dually	5/8" D-Rings	+\$32 ea				
WHEELS	Black Wheels	215/75R17.5 16 Ply Radial, Dually	+\$1,250	Aluminum Outers (w/ Tire Upgrade)	+\$745		
WINCH	<i>Optional</i>	Aluminum Outers	+\$495				
WIRING	<i>Sealed Wiring Harness</i>	12K Warrior Winch Box Package	+\$2,690	17.5K Warrior Winch Box Package	+\$3,746		

PACSETPER EDITION - STANDARD FEATURES				
Options Include	10K Elec/Hyd Disc Brakes	Heavy Duty Suspension	Bolt-on LED lights	Upgrade Jack, 20K Hyd (HDT Version Only)
	Solar Charging System (HDT Version Only)	Underslung Box (1 Each)	Extra Clearance Lights (4 Pair)	

GOOSENECK	Specifications, standard features, options, components, and colors are subject to change without notice. Some features may be subject availability, delays, or discontinuance.
-----------	--

FMAX210SS



LENGTH/WIDTH	MSRP
25' x 102" - Max Ramp	\$24,618
28' x 102" - Max Ramp	\$25,168
30' x 102" - Max Ramp	\$26,147
32' x 102" - Max Ramp	\$26,527
35' x 102" - Max Ramp	\$27,088
38' x 102" - Max Ramp	\$27,649
40' x 102" - Max Ramp	\$28,006

LENGTH/WIDTH	MSRP
25' x 102" - XDR Ramp	\$24,178
28' x 102" - XDR Ramp	\$24,728
30' x 102" - XDR Ramp	\$25,707
32' x 102" - XDR Ramp	\$26,087
35' x 102" - XDR Ramp	\$26,648
38' x 102" - XDR Ramp	\$27,209
40' x 102" - XDR Ramp	\$27,566

LENGTH/WIDTH	MSRP
30' x 102" - 12' Hydraulic Dovetail	\$30,417
32' x 102" - 12' Hydraulic Dovetail	\$30,785
35' x 102" - 12' Hydraulic Dovetail	\$31,352
38' x 102" - 12' Hydraulic Dovetail	\$31,896
40' x 102" - 12' Hydraulic Dovetail	\$32,298

LENGTH/WIDTH	MSRP
20' x 102" - Straight Deck	\$21,450
22' x 102" - Straight Deck	\$21,819
25' x 102" - Straight Deck	\$22,380
28' x 102" - Straight Deck	\$22,946
30' x 102" - Straight Deck	\$23,848
32' x 102" - Straight Deck	\$24,222
35' x 102" - Straight Deck	\$24,783
38' x 102" - Straight Deck	\$25,350
40' x 102" - Straight Deck	\$25,685

STANDARD
COLORS



Standard Features		Available Options					
GVWR	25,000 lb						
AXLES	2 - 10,000 lb General Duty, Oil Bath						
BATTERY/CHARGER	Optional w/ Hydraulic Dovetail or Hydraulic Jack	Group 27 Series Battery w/110V Samp Charger	N/C	Trojan SCS 200 Battery Upgrade	+\$380	Solar Charging System, 7 watt	+\$264
BRAKES	Electric Drum	Electric-Over-Hydraulic Drum Brakes	+\$3,273	Electric Over Hydraulic Disc	+\$2,770		
CROSS-MEMBERS	3" I-Beam on 16" Centers	3" I-Beam on 12" Centers	+\$15 lin ft				
DECK ON THE NECK	Optional	Weld-on Deck on the Neck	+\$2,382	Bolt-on Deck on the Neck	+\$2,382		
DOVE - MAX RAMPS	60" Dovetail with 2" x 2" x 1/8" Angle Cleats	Wood Filled Dove/Ramp	+\$644				
DOVE - XDR RAMPS	60" Dovetail with 2" x 2" x 1/8" Angle Cleats						
DOVE - HDT	12' Fully Automatic Hydraulic Dovetail	Full Steel Runner with Cleats	+\$468	Full Steel Runner w/o Cleats	+\$363		
DOVE - STRAIGHT DECK	96" Rear Slide-In Ramps (3" Channel)						
FLOOR	2" Treated Lumber	2" Oak Floor	+\$61 lin ft	Blackwood Lumber Outer	+\$49 lin ft	Blackwood Lumber Full	+\$92 lin ft
FRAME	16" Engineered Beam 2.0	3/16" Diamond Plate	+\$121 lin ft	Zig-Zag Floor Screws	+\$11 lin ft		
GOOSENECK COUPLER	2-5/16" Ball - 25,000 lb RAM Coupler	2-5/16" Ball - 30,000 lb Square Load Leveler	+\$281	Shocker Hitch Air Ride Coupler	+\$1,881	King-Pin Adapter	+\$303
JACK	2 - 12,000 lb Drop-Leg Jacks	2 - 25,000 lb Two Speed Drop-Leg Jacks	+\$1,425	2 - 20,000 lb Hydraulic Jacks	+\$2,150	2 - 20,000 lb Hydraulic Jacks w/ Hydraulic Dovetail	+\$1,555
LACE RAIL	6" Channel Lace Rail						
LIGHTS	All LED Lights	Bolt-on LED Loading Lights, 2000 Lumen	+\$660	Flashing Caution LED Light on Rear	+\$165 ea	Extra 3/4" Clearance Lights	+\$90 per pair
PAINT	DM Difference Maker Powder Coating System	Special Color	Varies	Custom Color	Quote		
PULL TYPE	12" Engineered Gooseneck	6" Taller Neck	+\$237				
SLIDE TRACK & RATCHETS	Optional	Full Length Slide Track (driver or passenger side)	Varies based on Tail Style	Full Length Slide Track (both sides)	Varies based on Tail Style	4" Ratchets (Weld)	+\$50 ea
SPARE	Optional	235/75R17.5 18 Ply Radial	+\$455				
SPARE MOUNT	Under-Frame Spare Mount						
SPREAD AXLE	Available on 35'+ Lengths with Hutch or Air Ride Suspension	60" Spread Axle	+\$204	72" Spread Axle (Air Ride Only)	+\$204		
STAKE POCKETS	2" x 3/8" Rub Rail w/ Stake Pockets & Pipe Spools						
STEPS	Front Retractable & Mid-Turn	Extra Retractable Steps (pair)	+\$154				
STORAGE	Diamond Plate Neck Box w/ Gas Shock Assisted Lid	16" Locking Chain Rack, Bolt-on	+\$325 ea	Full Width Locking Chain Rack, Weld-on	+\$479	14" x 14" x 42" Underslung Box	+\$490 ea
SUSPENSION	5-Leaf Slipper Springs, 48" Spread	102" Underslung Dunnage Rack	+\$836	Neck Storage Box in Winch Tray	+\$295		
SWAY CONTROL	Standard on 30' - 40' models	Hutch Heavy Duty Adjustable Suspension	+\$1,430	Air Ride Suspension with Front Lift Axle	+\$12,320		
TIE-DOWNS	Optional	Add Sway Control Pipe (under 30')	+\$446				
TIRES	235/75R17.5 18 Ply Radial	5/8" D-Rings	+\$32 ea				
WHEELS	Black Wheels						
WINCH	Optional	12K Warrior Winch Box Package	+\$2,690	17.5K Warrior Winch Box Package	+\$3,746		
WIRING	Sealed Wiring Harness						

GOOSENECK

Specifications, standard features, options, components, and colors are subject to change without notice. Some features may be subject availability, delays, or discontinuance.

FMAX212



LENGTH/WIDTH	MSRP
25' x 102" - Max Ramp	\$27,506
28' x 102" - Max Ramp	\$28,061
30' x 102" - Max Ramp	\$29,007
32' x 102" - Max Ramp	\$29,387
35' x 102" - Max Ramp	\$29,986
38' x 102" - Max Ramp	\$30,542
40' x 102" - Max Ramp	\$30,910
44' x 102" - Max Ramp	\$31,939

LENGTH/WIDTH	MSRP
25' x 102" - XDR Ramp	\$27,066
28' x 102" - XDR Ramp	\$27,623
30' x 102" - XDR Ramp	\$28,567
32' x 102" - XDR Ramp	\$28,947
35' x 102" - XDR Ramp	\$29,546
38' x 102" - XDR Ramp	\$30,102
40' x 102" - XDR Ramp	\$30,470
44' x 102" - XDR Ramp	\$31,499

LENGTH/WIDTH	MSRP
30' x 102" - 12' Hydraulic Dovetail	\$33,167
32' x 102" - 12' Hydraulic Dovetail	\$33,524
35' x 102" - 12' Hydraulic Dovetail	\$34,096
38' x 102" - 12' Hydraulic Dovetail	\$34,657
40' x 102" - 12' Hydraulic Dovetail	\$34,998
44' x 102" - 12' Hydraulic Dovetail	\$35,790

LENGTH/WIDTH	MSRP
20' x 102" - Straight Deck	\$23,733
22' x 102" - Straight Deck	\$24,558
25' x 102" - Straight Deck	\$25,102
28' x 102" - Straight Deck	\$25,674
30' x 102" - Straight Deck	\$26,598
32' x 102" - Straight Deck	\$26,967
35' x 102" - Straight Deck	\$27,517
38' x 102" - Straight Deck	\$28,056
40' x 102" - Straight Deck	\$28,408
44' x 102" - Straight Deck	\$29,178

LENGTH/WIDTH	MSRP
20' x 102" - Straight Deck	\$23,733
22' x 102" - Straight Deck	\$24,558
25' x 102" - Straight Deck	\$25,102
28' x 102" - Straight Deck	\$25,674
30' x 102" - Straight Deck	\$26,598
32' x 102" - Straight Deck	\$26,967
35' x 102" - Straight Deck	\$27,517
38' x 102" - Straight Deck	\$28,056
40' x 102" - Straight Deck	\$28,408
44' x 102" - Straight Deck	\$29,178

STANDARD COLORS									SPECIAL COLORS					
	ONYX BLACK	ARTIC WHITE	SCARLET RED	CEMENT GRAY	CARBON METALLIC GRAY	PLATINUM SILVER METALLIC	MOCHA METALLIC	DYNAMIC BLU METALLIC		COMMERCIAL YELLOW	TRACTOR GREEN	INDUSTRIAL ORANGE	LIME GREEN	TACTICAL TAN

Standard Features		Available Options					
GVWR	25,900 lb						
AXLES	2 - 12,000 lb Heavy Duty, Oil Bath						
BATTERY/CHARGER	Optional w/ Hydraulic Dovetail or Hydraulic Jack	Group 27 Series Battery w/110V Samp Charger	N/C	Trojan SCS 200 Battery Upgrade	+\$380	Solar Charging System, 7 watt	+\$264
BRAKES	Electric Drum	Electric Over Hydraulic Disc	+\$3,300				
CROSS-MEMBERS	3" I-Beam on 16" Centers	3" I-Beam on 12" Centers	+\$15 lin ft				
DECK ON THE NECK	Optional	Weld-on Deck on the Neck	+\$2,382	Bolt-on Deck on the Neck	+\$2,382		
DOVE - MAX RAMPS	60" Dovetail with 2" x 2" x 1/8" Angle Cleats	Wood Filled Dove/Ramp	+\$644				
DOVE - XDR RAMPS	60" Dovetail with 2" x 2" x 1/8" Angle Cleats						
DOVE - HDT	12" Fully Automatic Hydraulic Dovetail	Full Steel Runner with Cleats	+\$468	Full Steel Runner w/o Cleats	+\$363		
DOVE - STRAIGHT DECK	96" Rear Slide-In Ramps (3" Channel)						
FLOOR	2" Treated Lumber	2" Oak Floor	+\$61 lin ft	Blackwood Lumber Outer	+\$49 lin ft	Blackwood Lumber Full	+\$92 lin ft
FRAME	16" Engineered Beam 2.0	3/16" Diamond Plate	+\$121 lin ft	Zig-Zag Floor Screws	+\$11 lin ft		
GOOSENECK COUPLER	2-5/16" Ball - 25,000 lb RAM Coupler	2-5/16" Ball - 30,000 lb Square Load Leveler	+\$281	Shocker Hitch Air Ride Coupler	+\$1,881	King-Pin Adapter	+\$303
JACK	2 - 12,000 lb Drop-Leg Jacks	2 - 25,000 lb Two Speed Drop-Leg Jacks	+\$1,425	2 - 20,000 lb Hydraulic Jacks	+\$2,150	2 - 20,000 lb Hydraulic Jacks w/ Hydraulic Dovetail	+\$1,555
LACE RAIL	6" Channel Lace Rail						
LIGHTS	All LED Lights	Bolt-on LED Loading Lights, 2000 Lumen	+\$660	Flashing Caution LED Light on Rear	+\$165 ea	Extra 3/4" Clearance Lights	+\$90 per pair
PAINT	DM Difference Maker Powder Coating System	Special Color	Varies	Custom Color	Quote		
PULL TYPE	12" Engineered Gooseneck	6" Taller Neck	+\$237				
SLIDE TRACK & RATCHETS	Optional	Full Length Slide Track (driver or passenger side)	Varies based on Tail Style	Full Length Slide Track (both sides)	Varies based on Tail Style	4" Ratchets (Weld)	+\$50 ea
SPARE	Optional	235/80R16 14 Ply Radial, Dually	+\$335	215/75R17.5 16 Ply Radial, Dually	+\$455		
SPARE MOUNT	Under-Frame Spare Mount						
SPREAD AXLE	Available on 35" Lengths with Hutch or Air Ride Suspension	60" Spread Axle	+\$204	72" Spread Axle (Air Ride Only)	+\$204		
STAKE POCKETS	2" x 3/8" Rub Rail w/ Stake Pockets & Pipe Spools						
STEPS	Front Retractable & Mid-Turn	Extra Retractable Steps (pair)	+\$154				
STORAGE	Diamond Plate Neck Box w/ Gas Shock Assisted Lid	16" Locking Chain Rack, Bolt-on	+\$325 ea	Full Width Locking Chain Rack, Weld-on	+\$479	14" x 14" x 42" Underslung Box	+\$490 ea
SUSPENSION	5-Leaf Slipper Springs, 48" Spread	102" Underslung Dunnage Rack	+\$836	Neck Storage Box in Winch Tray	+\$295		
SWAY CONTROL	Standard on 30 - 44' models	Hutch Heavy Duty Adjustable Suspension	+\$1,001	Air Ride Suspension with Front Lift Axle	+\$11,919		
TIE-DOWNS	Optional	Add Sway Control Pipe (under 30')	+\$446				
TIRES	235/80R16 14 Ply Radial, Dually	5/8" D-Rings	+\$32 ea				
TIRES	235/80R16 14 Ply Radial, Dually	215/75R17.5 16 Ply Radial, Dually	+\$1,250				
WHEELS	Black Wheels	Aluminum Outers	+\$495	Aluminum Outers (w/ Tire Upgrade)	+\$745		
WINCH	Optional	12K Warrior Winch Box Package	+\$2,690	17.5K Warrior Winch Box Package	+\$3,746		
WIRING	Sealed Wiring Harness						

PACSETER EDITION - STANDARD FEATURES				
Options Include	12K Elec/Hyd Disc Brakes	Heavy Duty Suspension	Bolt-on LED lights	Upgrade Jack, 20K Hyd (HDT Version Only)
	Solar Charging System (HDT Version Only)	Underslung Box (1 Each)	Extra Clearance Lights (4 Pair)	

PACSETER EDITION - STANDARD FEATURES				
Options Include	12K Elec/Hyd Disc Brakes	Heavy Duty Suspension	Bolt-on LED lights	Upgrade Jack, 20K Hyd (HDT Version Only)
	Solar Charging System (HDT Version Only)	Underslung Box (1 Each)	Extra Clearance Lights (4 Pair)	

GOOSENECK	Specifications, standard features, options, components, and colors are subject to change without notice. Some features may be subject availability, delays, or discontinuance.
-----------	--

FMAX310



STANDARD
COLORS



ONYX
BLACK



ARTIC
WHITE



SCARLET
RED



CEMENT
GRAY



CARBON
METALLIC GRAY



PLATINUM SILVER
METALLIC



MOCHA
METALLIC



DYNAMIC BLU
METALLIC

SPECIAL
COLORS



COMMERCIAL
YELLOW



TRACTOR
GREEN



INDUSTRIAL
ORANGE



LIME
GREEN



TACTICAL
TAN

LENGTH/WIDTH

MSRP

28' x 102" - Max Ramp	\$29,931
30' x 102" - Max Ramp	\$30,883
32' x 102" - Max Ramp	\$31,268
35' x 102" - Max Ramp	\$31,834
38' x 102" - Max Ramp	\$32,252
40' x 102" - Max Ramp	\$32,758
44' x 102" - Max Ramp	\$33,528

LENGTH/WIDTH

MSRP

28' x 102" - XDR Ramp	\$29,491
30' x 102" - XDR Ramp	\$30,443
32' x 102" - XDR Ramp	\$30,828
35' x 102" - XDR Ramp	\$31,394
38' x 102" - XDR Ramp	\$31,812
40' x 102" - XDR Ramp	\$32,318
44' x 102" - XDR Ramp	\$33,088

LENGTH/WIDTH

MSRP

32' x 102" - 12' Hydraulic Dovetail	\$35,367
35' x 102" - 12' Hydraulic Dovetail	\$35,928
38' x 102" - 12' Hydraulic Dovetail	\$36,483
40' x 102" - 12' Hydraulic Dovetail	\$36,868
44' x 102" - 12' Hydraulic Dovetail	\$37,567

LENGTH/WIDTH

MSRP

25' x 102" - Straight Deck	\$27,869
28' x 102" - Straight Deck	\$28,441
30' x 102" - Straight Deck	\$29,387
32' x 102" - Straight Deck	\$29,772
35' x 102" - Straight Deck	\$30,377
38' x 102" - Straight Deck	\$30,949
40' x 102" - Straight Deck	\$31,323
44' x 102" - Straight Deck	\$32,082

Standard Features

Available Options

Standard Features							
GVWR	30,000 lb						
AXLES	3 - 10,000 lb General Duty, Oil Bath						
BATTERY/CHARGER	Optional w/ Hydraulic Dovetail or Hydraulic Jack	Group 27 Series Battery w/10V 5amp Charger	N/C	Trojan SCS 200 Battery Upgrade	+\$380	Solar Charging System, 7 watt	+\$264
BRAKES	Electric Drum	Electric-Over-Hydraulic Drum Brakes	+\$4,191	Electric Over Hydraulic Disc	+\$3,900		
CROSS-MEMBERS	3" I-Beam on 16" Centers	3" I-Beam on 12" Centers	+\$15 lin ft				
DECK ON THE NECK	Optional	Weld-on Deck on the Neck	+\$2,382	Bolt-on Deck on the Neck	+\$2,382		
DOVE - MAX RAMPS	60" Dovetail with 2" x 2" x 1/8" Angle Cleats	Wood Filled Dove/Ramp	+\$644				
DOVE - XDR RAMPS	60" Dovetail with 2" x 2" x 1/8" Angle Cleats						
DOVE - HDT	12' Fully Automatic Hydraulic Dovetail	Full Steel Runner with Cleats	+\$468	Full Steel Runner w/o Cleats	+\$363		
DOVE - STRAIGHT DECK	96" Rear Slide-In Ramps (3" Channel)						
FLOOR	2" Treated Lumber	2" Oak Floor	+\$61 lin ft	Blackwood Lumber Outer	+\$49 lin ft	Blackwood Lumber Full	+\$92 lin ft
FRAME	18" Engineered Beam 2.0	3/16" Diamond Plate	+\$121 lin ft	Zig-Zag Floor Screws	+\$11 lin ft		
GOOSENECK COUPLER	2-5/16" Ball - 25,000 lb RAM Coupler	2-5/16" Ball - 30,000 lb Square Load Lever	+\$281	Shocker Hitch Air Ride Coupler	+\$1,881	King-Pin Adapter	+\$303
JACK	2 - 12,000 lb Drop-Leg Jacks	2 - 25,000 lb Two Speed Drop-Leg Jacks	+\$1,425	2 - 20,000 lb Hydraulic Jacks	+\$2,150	2 - 20,000 lb Hydraulic Jacks w/ Hydraulic Dovetail	+\$1,555
LACE RAIL	6" Channel Lace Rail						
LIGHTS	All LED Lights	Bolt-on LED Loading Lights, 2000 Lumen	+\$660	Flashing Caution LED Light on Rear	+\$165 ea	Extra 3/4" Clearance Lights	+\$90 per pair
PAINT	DM Difference Maker Powder Coating System	Special Color	Varies	Custom Color	Quote		
PULL TYPE	12" Engineered Gooseneck	6" Taller Neck	+\$237				
SLIDE TRACK & RATCHETS	Optional	Full Length Slide Track (driver or passenger side)	Varies based on Tail Style	Full Length Slide Track (both sides)	Varies based on Tail Style	4" Ratchets (Weld)	+\$50 ea
SPARE	Optional	235/80R16 14 Ply Radial, Dually	+\$335	215/75R17.5 16 Ply Radial, Dually	+\$455		
SPARE MOUNT	Under-Frame Spare Mount						
SPREAD AXLE	Available on 35'+ Lengths with Hutch or Air Ride Suspension	60" Spread Axle	+\$204	72" Spread Axle (Air Ride Only)	+\$204		
STAKE POCKETS	2" x 3/8" Rub Rail w/ Stake Pockets & Pipe Spools						
STEPS	Front Retractable & Mid-Turn	Extra Retractable Steps (pair)	+\$154				
STORAGE	Diamond Plate Neck Box w/ Gas Shock Assisted Lid	16" Locking Chain Rack, Bolt-on	+\$325 ea	Full Width Locking Chain Rack, Weld-on	+\$479	14" x 14" x 42" Underslung Box	+\$490 ea
SUSPENSION	5-Leaf Slipper Springs, 48" Spread	102" Underslung Dunnage Rack	+\$836	Neck Storage Box in Winch Tray	+\$295		
SWAY CONTROL	Standard on 30' - 44' models	Hutch Heavy Duty Adjustable Suspension	+\$2,151	Air Ride Suspension with Front Lift Axle	+\$14,812		
TIE-DOWNS	Optional	Add Sway Control Pipe (under 30')	+\$446				
TIRES	235/80R16 14 Ply Radial, Dually	5/8" D-Rings	+\$32 ea				
WHEELS	215/75R17.5 16 Ply Radial, Dually	Two Tone Aluminum Wheels	+\$1,875				
WINCH	Black Wheels	12K Warrior Winch Box Package	+\$745	Aluminum Outers (w/ Tire Upgrade)	+\$1,120		
WIRING	Optional	17.5K Warrior Winch Box Package	+\$2,690		+\$3,746		
WIRING	Sealed Wiring Harness						

GOOSENECK

Specifications, standard features, options, components, and colors are subject to change without notice. Some features may be subject availability, delays, or discontinuance.

FMAX312



LENGTH/WIDTH	MSRP
28' x 102" - Max Ramp	\$35,734
30' x 102" - Max Ramp	\$36,685
32' x 102" - Max Ramp	\$37,087
35' x 102" - Max Ramp	\$37,730
38' x 102" - Max Ramp	\$38,231
40' x 102" - Max Ramp	\$38,610
44' x 102" - Max Ramp	\$39,276

LENGTH/WIDTH	MSRP
28' x 102" - XDR Ramp	\$35,294
30' x 102" - XDR Ramp	\$36,245
32' x 102" - XDR Ramp	\$36,647
35' x 102" - XDR Ramp	\$37,290
38' x 102" - XDR Ramp	\$37,791
40' x 102" - XDR Ramp	\$38,170
44' x 102" - XDR Ramp	\$38,836

LENGTH/WIDTH	MSRP
32' x 102" - 12' Hydraulic Dovetail	\$40,927
35' x 102" - 12' Hydraulic Dovetail	\$41,488
38' x 102" - 12' Hydraulic Dovetail	\$42,033
40' x 102" - 12' Hydraulic Dovetail	\$42,401
44' x 102" - 12' Hydraulic Dovetail	\$43,012

LENGTH/WIDTH	MSRP
25' x 102" - Straight Deck	\$32,500
28' x 102" - Straight Deck	\$33,061
30' x 102" - Straight Deck	\$34,001
32' x 102" - Straight Deck	\$34,364
35' x 102" - Straight Deck	\$34,914
38' x 102" - Straight Deck	\$35,481
40' x 102" - Straight Deck	\$35,833
44' x 102" - Straight Deck	\$36,509

STANDARD
COLORS



Standard Features		Available Options					
GVWR	30,000 lb	40,000 lb GVWR Package (30' and Above, Includes 3" Ball 40K Adjustable Coupler and Frame/Neck Reinforcements)	+\$2,673				
AXLES	3 - 12,000 lb Heavy Duty, Oil Bath						
BATTERY/CHARGER	Optional w/ Hydraulic Dovetail or Hydraulic Jack	Group 27 Series Battery w/110V Samp Charger	N/C	Trojan SCS 200 Battery Upgrade	+\$380	Solar Charging System, 7 watt	+\$264
BRAKES	Electric Drum	Electric Over Hydraulic Disc	+\$4,400				
CROSS-MEMBERS	3" I-Beam on 16" Centers	3" I-Beam on 12" Centers	+\$15 lin ft				
DECK ON THE NECK	Optional	Weld-on Deck on the Neck	+\$2,382	Bolt-on Deck on the Neck	+\$2,382		
DOVE - MAX RAMPS	60" Dovetail with 2" x 2" x 1/8" Angle Cleats	Wood Filled Dove/Ramp	+\$644				
DOVE - XDR RAMPS	60" Dovetail with 2" x 2" x 1/8" Angle Cleats						
DOVE - HDT	12" Fully Automatic Hydraulic Dovetail	Full Steel Runner with Cleats	+\$468	Full Steel Runner w/o Cleats	+\$363		
DOVE - STRAIGHT DECK	96" Rear Slide-In Ramps (3" Channel)						
FLOOR	2" Treated Lumber	2" Oak Floor	+\$61 lin ft	Blackwood Lumber Outer	+\$49 lin ft	Blackwood Lumber Full	+\$92 lin ft
FRAME	16" Engineered Beam 2.0	3/16" Diamond Plate	+\$121 lin ft	Zig-Zag Floor Screws	+\$11 lin ft		
GOOSENECK COUPLER	2-5/16" Ball - 25,000 lb RAM Coupler	2-5/16" Ball - 30,000 lb Square Load Leveler	+\$281	Shocker Hitch Air Ride Coupler	+\$1,881	King-Pin Adapter	+\$303
		3" Ball - 40,000 lb Adjustable Telescoper (Included with 40K GVWR Upgrade)	N/C	40K Shocker Hitch Air Ride Coupler - 3" Ball	+\$1,881		
JACK	2 - 12,000 lb Drop-Leg Jacks	2 - 25,000 lb Two Speed Drop-Leg Jacks	+\$1,425	2 - 20,000 lb Hydraulic Jacks	+\$2,150	2 - 20,000 lb Hydraulic Jacks w/ Hydraulic Dovetail	+\$1,555
LACE RAIL	6" Channel Lace Rail						
LIGHTS	All LED Lights	Bolt-on LED Loading Lights, 2000 Lumen	+\$660	Flashing Caution LED Light on Rear	+\$165 ea	Extra 3/4" Clearance Lights	+\$90 per pair
PAINT	DM Difference Maker Powder Coating System	Special Color	Varies	Custom Color	Quote		
PULL TYPE	12" Engineered Gooseneck						
SLIDE TRACK & RATCHETS	Optional	Full Length Slide Track (driver or passenger side)	Varies based on Tail Style	Full Length Slide Track (both sides)	Varies based on Tail Style	4" Ratchets (Weld)	+\$50 ea
SPARE	Optional	235/80R16 14 Ply Radial, Dually	+\$335	215/75R17.5 16 Ply Radial, Dually	+\$455		
SPARE MOUNT	Under-Frame Spare Mount						
SPREAD AXLE	Available on 35'+ Lengths with Hutch or Air Ride Suspension	60" Spread Axle	+\$204	72" Spread Axle (Air Ride Only)	+\$204		
STAKE POCKETS	2" x 3/8" Rub Rail w/ Stake Pockets & Pipe Spools						
STEPS	Front Retractable & Mid-Turn	Extra Retractable Steps (pair)	+\$154				
STORAGE	Diamond Plate Neck Box w/ Gas Shock Assisted Lid	16" Locking Chain Rack, Bolt-on	+\$325 ea	Full Width Locking Chain Rack, Weld-on	+\$479	14" x 14" x 42" Underslung Box	+\$490 ea
		102" Underslung Dunnage Rack	+\$836	Neck Storage Box in Winch Tray	+\$295		
SUSPENSION	6-Leaf Slipper Springs, 48" Spread	Hutch Heavy Duty Adjustable Suspension	+\$1,436	Air Ride Suspension with Front Lift Axle	+\$14,691		
SWAY CONTROL	Standard on 30 - 44' models	Add Sway Control Pipe (under 30')	+\$446				
TIE-DOWNS	Optional	5/8" D-Rings	+\$32 ea				
TIRES	235/80R16 14 Ply Radial, Dually	215/75R17.5 16 Ply Radial, Dually	+\$1,875				
WHEELS	Black Wheels	Two Tone Aluminum Wheels	+\$745	Aluminum Outers (w/ Tire Upgrade)	+\$1,120		
WINCH	Optional	12K Warrior Winch Box Package	+\$2,690	17.5K Warrior Winch Box Package	+\$3,746		
WIRING	Sealed Wiring Harness						

GOOSENECK

Specifications, standard features, options, components, and colors are subject to change without notice. Some features may be subject availability, delays, or discontinuance.

FMAX216



LENGTH/WIDTH	MSRP
25' x 102" - Max Ramp	\$40,876
28' x 102" - Max Ramp	\$41,421
30' x 102" - Max Ramp	\$42,356
32' x 102" - Max Ramp	\$42,741
35' x 102" - Max Ramp	\$43,285
38' x 102" - Max Ramp	\$43,830
40' x 102" - Max Ramp	\$44,215
44' x 102" - Max Ramp	\$44,688

LENGTH/WIDTH	MSRP
25' x 102" - XDR Ramp	\$40,436
28' x 102" - XDR Ramp	\$40,981
30' x 102" - XDR Ramp	\$41,916
32' x 102" - XDR Ramp	\$42,301
35' x 102" - XDR Ramp	\$42,845
38' x 102" - XDR Ramp	\$43,390
40' x 102" - XDR Ramp	\$43,775
44' x 102" - XDR Ramp	\$44,248

LENGTH/WIDTH	MSRP
30' x 102" - 12' Hydraulic Dovetail	\$47,467
32' x 102" - 12' Hydraulic Dovetail	\$47,830
35' x 102" - 12' Hydraulic Dovetail	\$48,380
38' x 102" - 12' Hydraulic Dovetail	\$48,957
40' x 102" - 12' Hydraulic Dovetail	\$49,331
44' x 102" - 12' Hydraulic Dovetail	\$50,068

LENGTH/WIDTH	MSRP
20' x 102" - Straight Deck	\$38,495
22' x 102" - Straight Deck	\$38,863
25' x 102" - Straight Deck	\$39,419
28' x 102" - Straight Deck	\$39,980
30' x 102" - Straight Deck	\$40,887
32' x 102" - Straight Deck	\$41,261
35' x 102" - Straight Deck	\$41,833
38' x 102" - Straight Deck	\$42,367
40' x 102" - Straight Deck	\$42,746
44' x 102" - Straight Deck	\$43,406



Standard Features		Available Options					
GVWR	30,000 lb	40,000 lb GVWR Package (30' and Above, Includes 3" Ball 40K Adjustable Coupler and Frame/Neck Reinforcements)	+\$2,673				
AXLES	2 - 16,000 lb Heavy Duty, Oil Bath						
BATTERY/CHARGER	Optional w/ Hydraulic Dovetail or Hydraulic Jack	Group 27 Series Battery w/110V Sump Charger	N/C	Trojan SCS 200 Battery Upgrade	+\$380	Solar Charging System, 7 watt	+\$264
BRAKES	Electric-Over-Hydraulic Disc Brakes						
CROSS-MEMBERS	3" I-Beam on 16" Centers	3" I-Beam on 12" Centers	+\$15 lin ft				
DECK ON THE NECK	Optional	Weld-on Deck on the Neck	+\$2,382	Bolt-on Deck on the Neck	+\$2,382		
DOVE - MAX RAMPS	60" Dovetail with 2" x 2" x 1/8" Angle Cleats	Wood Filled Dove/Ramp	+\$644				
DOVE - XDR RAMPS	60" Dovetail with 2" x 2" x 1/8" Angle Cleats						
DOVE - HDT	12' Fully Automatic Hydraulic Dovetail	Full Steel Runner with Cleats	+\$468	Full Steel Runner w/o Cleats	+\$363		
DOVE - STRAIGHT DECK	96" Rear Slide-In Ramps (3" Channel)						
FLOOR	2" Treated Lumber	2" Oak Floor	+\$61 lin ft	Blackwood Lumber Outer	+\$49 lin ft	Blackwood Lumber Full	+\$92 lin ft
FRAME	18" Engineered Beam 2.0	3/16" Diamond Plate	+\$121 lin ft	Zig-Zag Floor Screws	+\$11 lin ft		
GOOSENECK COUPLER	2-5/16" Ball - 25,000 lb RAM Coupler	2-5/16" Ball - 30,000 lb Square Load Leveler	+\$281	Shocker Hitch Air Ride Coupler	+\$1,881	King-Pin Adapter	+\$303
		3" Ball - 40,000 lb Adjustable Telescoupler (Included with 40K GVWR Upgrade)	N/C	40K Shocker Hitch Air Ride Coupler - 3" Ball	+\$1,881		
JACK	2 - 12,000 lb Drop-Leg Jacks	2 - 25,000 lb Two Speed Drop-Leg Jacks	+\$1,425	2 - 20,000 lb Hydraulic Jacks	+\$2,150	2 - 20,000 lb Hydraulic Jacks w/ Hydraulic Dovetail	+\$1,555
LACE RAIL	6" Channel Lace Rail						
LIGHTS	All LED Lights	Bolt-on LED Loading Lights, 2000 Lumen	+\$660	Flashing Caution LED Light on Rear	+\$165 ea	Extra 3/4" Clearance Lights	+\$90 per pair
PAINT	DM Difference Maker Powder Coating System	Special Color	Varies	Custom Color	Quote		
PULL TYPE	12" Engineered Gooseneck	6" Taller Neck	+\$237				
SLIDE TRACK & RATCHETS	Optional	Full Length Slide Track (driver or passenger side)	Varies based on Tail Style	Full Length Slide Track (both sides)	Varies based on Tail Style	4" Ratchets (Weld)	+\$50 ea
SPARE	Optional	215/75R17.5 16 Ply Radial, Dually	+\$455	235/75R17.5 18 Ply, Radial, Dually	+\$798		
SPARE MOUNT	Under-Frame Spare Mount						
SPREAD AXLE	Available on 35'+ Lengths with Hutch or Air Ride Suspension	60" Spread Axle	+\$204	72" Spread Axle (Air Ride Only)	+\$204		
STAKE POCKETS	2" x 3/8" Rub Rail w/ Stake Pockets & Pipe Spools						
STEPS	Front Retractable & Mid-Turn	Extra Retractable Steps (pair)	+\$154				
STORAGE	Diamond Plate Neck Box w/ Gas Shock Assisted Lid	16" Locking Chain Rack, Bolt-on	+\$325 ea	Full Width Locking Chain Rack, Weld-on	+\$479	14" x 14" x 42" Underslung Box	+\$490 ea
		102" Underslung Dunnage Rack	+\$836	Neck Storage Box in Winch Tray	+\$295		
SUSPENSION	Electric-Over-Hydraulic Disc Brakes	Air Ride Suspension with Front Lift Axle	+\$11,919				
SWAY CONTROL	Standard on 30' - 44' models	Add Sway Control Pipe (under 30')	+\$446				
TIE-DOWNS	Optional	5/8" D-Rings	+\$32 ea				
TIRES	215/75R17.5 16 Ply Radial, Dually	235/75R17.5 18 Ply, Radial, Dually	+\$798				
WHEELS	Black Wheels	Aluminum Outer Wheels	+\$950				
WINCH	Optional	12K Warrior Winch Box Package	+\$2,690	17.5K Warrior Winch Box Package	+\$3,746		
WIRING	Sealed Wiring Harness						
PACESSETTER EDITION - STANDARD FEATURES							
Options Include		Solar Charging System (HDT Version Only) Underslung Box (1 Each)		Upgrade Jack, 20K Hyd (HDT Version Only) Extra Clearance Lights (4 Pair)		Bolt-on LED lights	
GOOSENECK	Specifications, standard features, options, components, and colors are subject to change without notice. Some features may be subject availability, delays, or discontinuance.						

Pintle Hitch Trailers



PX210



LENGTH/WIDTH	MSRP
25' x 102" - Max Ramp	\$23,150
28' x 102" - Max Ramp	\$23,711
30' x 102" - Max Ramp	\$24,695
32' x 102" - Max Ramp	\$25,064
35' x 102" - Max Ramp	\$25,641
38' x 102" - Max Ramp	\$26,202
40' x 102" - Max Ramp	\$26,571

LENGTH/WIDTH	MSRP
25' x 102" - XDR Ramp	\$22,710
28' x 102" - XDR Ramp	\$23,271
30' x 102" - XDR Ramp	\$24,255
32' x 102" - XDR Ramp	\$24,624
35' x 102" - XDR Ramp	\$25,201
38' x 102" - XDR Ramp	\$25,762
40' x 102" - XDR Ramp	\$26,131

LENGTH/WIDTH	MSRP
30' x 102" - 12' Hydraulic Dovetail	\$29,311
32' x 102" - 12' Hydraulic Dovetail	\$29,696
35' x 102" - 12' Hydraulic Dovetail	\$30,246
38' x 102" - 12' Hydraulic Dovetail	\$30,818
40' x 102" - 12' Hydraulic Dovetail	\$31,170

LENGTH/WIDTH	MSRP
20' x 102" - Straight Deck	\$20,229
22' x 102" - Straight Deck	\$20,603
25' x 102" - Straight Deck	\$21,148
28' x 102" - Straight Deck	\$21,714
30' x 102" - Straight Deck	\$22,671
32' x 102" - Straight Deck	\$23,045
35' x 102" - Straight Deck	\$23,590
38' x 102" - Straight Deck	\$24,156
40' x 102" - Straight Deck	\$24,530

STANDARD
COLORS



SPECIAL
COLORS



Standard Features		Available Options					
GVWR	25,000 lb						
AXLES	2 - 10,000 lb General Duty, Oil Bath						
BATTERY/CHARGER	Optional w/ Hydraulic Dovetail or Hydraulic Jack	Group 27 Series Battery w/110V 5amp Charger	N/C	Trojan SCS 200 Battery Upgrade	+\$380	Solar Charging System, 7 watt	+\$264
BRAKES	Electric Drum	Electric-Over-Hydraulic Drum Brakes	+\$3,273	Electric Over Hydraulic Disc	+\$2,770		
CROSS-MEMBERS	3" I-Beam on 16" Centers	3" I-Beam on 12" Centers	+\$15 lin ft				
DOVE - MAX RAMPS	60" Dovetail with 2" x 2" x 1/8" Angle Cleats	Wood Filled Dove/Ramp	+\$644				
DOVE - XDR RAMPS	60" Dovetail with 2" x 2" x 1/8" Angle Cleats						
DOVE - HDT	12' Fully Automatic Hydraulic Dovetail	Full Steel Runner with Cleats	+\$468	Full Steel Runner w/o Cleats	+\$363		
DOVE - STRAIGHT DECK	96" Rear Slide-In Ramps (3" Channel)						
FLOOR	2" Treated Lumber	2" Oak Floor	+\$61 lin ft	Blackwood Lumber Outer	+\$49 lin ft	Blackwood Lumber Full	+\$92 lin ft
FRAME	16" Engineered Beam 2.0	3/16" Diamond Plate	+\$121 lin ft	Zig-Zag Floor Screws	+\$11 lin ft		
JACK	2 - 12,000 lb Drop-Leg Jacks	2 - 25,000 lb Two Speed Drop-Leg Jacks	+\$1,425	2 - 20,000 lb Hydraulic Jacks	+\$2,150	2 - 20,000 lb Hydraulic Jacks w/ Hydraulic Dovetail	+\$1,555
LACE RAIL	6" Channel Lace Rail						
LIGHTS	All LED Lights	Bolt-on LED Loading Lights, 2000 Lumen	+\$660	Flashing Caution LED Light on Rear	+\$165 ea	Extra 3/4" Clearance Lights	+\$90 per pair
PAINT	DM Difference Maker Powder Coating System	Special Color	Varies	Custom Color	Quote		
PULL TYPE	16" Engineered Tongue with 60K Pintle Eye						
SLIDE TRACK & RATCHETS	Optional	Full Length Slide Track (driver or passenger side)	Varies based on Tail Style	Full Length Slide Track (both sides)	Varies based on Tail Style	4" Ratchets (Weld)	+\$50 ea
SPARE	Optional	235/80R16 14 Ply Radial, Dually	+\$335	215/75R17.5 16 Ply Radial, Dually	+\$455		
SPARE MOUNT	Under-Frame Spare Mount						
SPREAD AXLE	Available on 35'+ Lengths with Hutch or Air Ride Suspension	60" Spread Axle	+\$204	72" Spread Axle (Air Ride Only)	+\$204		
STAKE POCKETS	2" x 3/8" Rub Rail w/ Stake Pockets & Pipe Spools						
STEPS	Front Retractable & Mid-Turn	Extra Retractable Steps (pair)	+\$154				
STORAGE	HD V-Tongue Lid with Gas Shock Assist in Tongue	14" x 14" x 42" Underslung Box	+\$490 ea	102" Underslung Dunnage Rack	+\$836		
SUSPENSION	5-Leaf Slipper Springs, 48" Spread	Hutch Heavy Duty Adjustable Suspension	+\$1,430	Air Ride Suspension with Front Lift Axle	+\$12,320		
SWAY CONTROL	Standard on 30' - 40' models	Add Sway Control Pipe (under 30')	+\$446				
TIE-DOWNS	Optional	5/8" D-Rings	+\$32 ea				
TIRES	235/80R16 14 Ply Radial, Dually	215/75R17.5 16 Ply Radial, Dually	+\$1,250				
WHEELS	Black Wheels	Aluminum Outers	+\$495	Aluminum Outers (w/ Tire Upgrade)	+\$745		
WINCH	Optional	12K Warrior Winch Box Package	+\$2,690	17.5K Warrior Winch Box Package	+\$3,746		
WIRING	Sealed Wiring Harness						
PINTLE HITCH		Specifications, standard features, options, components, and colors are subject to change without notice. Some features may be subject availability, delays, or discontinuance.					

PX310



LENGTH/WIDTH	MSRP
28' x 102" - Max Ramp	\$29,255
30' x 102" - Max Ramp	\$30,250
32' x 102" - Max Ramp	\$30,646
35' x 102" - Max Ramp	\$31,202
38' x 102" - Max Ramp	\$31,438
40' x 102" - Max Ramp	\$32,148

LENGTH/WIDTH	MSRP
28' x 102" - XDR Ramp	\$28,815
30' x 102" - XDR Ramp	\$29,810
32' x 102" - XDR Ramp	\$30,206
35' x 102" - XDR Ramp	\$30,762
38' x 102" - XDR Ramp	\$31,328
40' x 102" - XDR Ramp	\$31,708

LENGTH/WIDTH	MSRP
32' x 102" - 12' Hydraulic Dovetail	\$35,136
35' x 102" - 12' Hydraulic Dovetail	\$37,616
38' x 102" - 12' Hydraulic Dovetail	\$38,375
40' x 102" - 12' Hydraulic Dovetail	\$38,573

LENGTH/WIDTH	MSRP
25' x 102" - Straight Deck	\$26,620
28' x 102" - Straight Deck	\$27,176
30' x 102" - Straight Deck	\$28,100
32' x 102" - Straight Deck	\$28,479
35' x 102" - Straight Deck	\$29,035
38' x 102" - Straight Deck	\$29,623
40' x 102" - Straight Deck	\$29,986

STANDARD
COLORS



SPECIAL
COLORS



Standard Features		Available Options					
GVWR	30,000 lb						
AXLES	3 - 10,000 lb General Duty, Oil Bath						
BATTERY/CHARGER	Optional w/ Hydraulic Dovetail or Hydraulic Jack	Group 27 Series Battery w/110V Sump Charger	N/C	Trojan SCS 200 Battery Upgrade	+\$380	Solar Charging System, 7 watt	+\$264
BRAKES	Electric Drum	Electric-Over-Hydraulic Drum Brakes	+\$4,191	Electric Over Hydraulic Disc	+\$3,900		
CROSS-MEMBERS	3" I-Beam on 16" Centers	3" I-Beam on 12" Centers	+\$15 lin ft				
DOVE - MAX RAMPS	60" Dovetail with 2" x 2" x 1/8" Angle Cleats	Wood Filled Dove/Ramp	+\$644				
DOVE - XDR RAMPS	60" Dovetail with 2" x 2" x 1/8" Angle Cleats						
DOVE - HDT	12' Fully Automatic Hydraulic Dovetail	Full Steel Runner with Cleats	+\$468	Full Steel Runner w/o Cleats	+\$363		
DOVE - STRAIGHT DECK	96" Rear Slide-In Ramps (3" Channel)						
FLOOR	2" Treated Lumber	2" Oak Floor	+\$61 lin ft	Blackwood Lumber Outer	+\$49 lin ft	Blackwood Lumber Full	+\$92 lin ft
FRAME	16" Engineered Beam 2.0	3/16" Diamond Plate	+\$121 lin ft	Zig-Zag Floor Screws	+\$11 lin ft		
JACK	2 - 12,000 lb Drop-Leg Jacks	2 - 25,000 lb Two Speed Drop-Leg Jacks	+\$1,425	2 - 20,000 lb Hydraulic Jacks	+\$2,150	2 - 20,000 lb Hydraulic Jacks w/ Hydraulic Dovetail	+\$1,555
LACE RAIL	6" Channel Lace Rail						
LIGHTS	All LED Lights	Bolt-on LED Loading Lights, 2000 Lumen	+\$660	Flashing Caution LED Light on Rear	+\$165 ea	Extra 3/4" Clearance Lights	+\$90 per pair
PAINT	DM Difference Maker Powder Coating System	Special Color	Varies	Custom Color	Quote		
PULL TYPE	16" Engineered Tongue with 60K Pintle Eye						
SLIDE TRACK & RATCHETS	Optional	Full Length Slide Track (driver or passenger side)	Varies based on Tail Style	Full Length Slide Track (both sides)	Varies based on Tail Style	4" Ratchets (Weld)	+\$50 ea
SPARE	Optional	235/80R16 14 Ply Radial, Dually	+\$335	215/75R17.5 16 Ply Radial, Dually	+\$455		
SPARE MOUNT	Under-Frame Spare Mount						
SPREAD AXLE	Available on 35'+ Lengths with Hutch or Air Ride Suspension	60" Spread Axle	+\$204	72" Spread Axle (Air Ride Only)	+\$204		
STAKE POCKETS	2" x 3/8" Rub Rail w/ Stake Pockets & Pipe Spools						
STEPS	Front Retractable & Mid-Turn	Extra Retractable Steps (pair)	+\$154				
STORAGE	HD V-Tongue Lid with Gas Shock Assist in Tongue	14" x 14" x 42" Underslung Box	+\$490 ea	102" Underslung Dunnage Rack	+\$836		
SUSPENSION	5-Leaf Slipper Springs, 48" Spread	Hutch Heavy Duty Adjustable Suspension	+\$2,151	Air Ride Suspension with Front Lift Axle	+\$14,812		
SWAY CONTROL	Standard on 30 - 40' models	Add Sway Control Pipe (under 30')	+\$446				
TIE-DOWNS	Optional	5/8" D-Rings	+\$32 ea				
TIRES	235/80R16 14 Ply Radial, Dually	215/75R17.5 16 Ply Radial, Dually	+\$1,875				
WHEELS	Black Wheels	Two Tone Aluminum Wheels	+\$745	Aluminum Outers (w/ Tire Upgrade)	+\$1,120		
WINCH	Optional	12K Warrior Winch Box Package	+\$2,690	17.5K Warrior Winch Box Package	+\$3,746		
WIRING	Sealed Wiring Harness						
PINTLE HITCH		Specifications, standard features, options, components, and colors are subject to change without notice. Some features may be subject availability, delays, or discontinuance.					

PX312



LENGTH/WIDTH	MSRP
28' x 102" - Max Ramp	\$35,085
30' x 102" - Max Ramp	\$36,042
32' x 102" - Max Ramp	\$36,432
35' x 102" - Max Ramp	\$36,993
38' x 102" - Max Ramp	\$37,593
40' x 102" - Max Ramp	\$37,945

LENGTH/WIDTH	MSRP
28' x 102" - XDR Ramp	\$34,645
30' x 102" - XDR Ramp	\$35,602
32' x 102" - XDR Ramp	\$35,992
35' x 102" - XDR Ramp	\$36,553
38' x 102" - XDR Ramp	\$37,153
40' x 102" - XDR Ramp	\$37,505

LENGTH/WIDTH	MSRP
32' x 102" - 12' Hydraulic Dovetail	\$40,779
35' x 102" - 12' Hydraulic Dovetail	\$41,521
38' x 102" - 12' Hydraulic Dovetail	\$41,917
40' x 102" - 12' Hydraulic Dovetail	\$42,275

LENGTH/WIDTH	MSRP
25' x 102" - Straight Deck	\$32,252
28' x 102" - Straight Deck	\$32,797
30' x 102" - Straight Deck	\$33,765
32' x 102" - Straight Deck	\$34,177
35' x 102" - Straight Deck	\$34,689
38' x 102" - Straight Deck	\$35,244
40' x 102" - Straight Deck	\$35,618

STANDARD COLORS

							
ONYX BLACK	ARCTIC WHITE	SCARLET RED	CEMENT GRAY	CARBON METALLIC GRAY	PLATINUM SILVER METALLIC	MOCHA METALLIC	DYNAMIC BLUE METALLIC

SPECIAL COLORS

				
COMETBALL YELLOW	TRACTOR GREEN	INDUSTRIAL ORANGE	LIME GREEN	TACTICAL TAN

Standard Features		Available Options					
GVWR	30,000 lb	40,000 lb GVWR Package (30' and Above, Includes Frame and Tongue Reinforcements)	+\$2,316				
AXLES	3 - 12,000 lb Heavy Duty, Oil Bath						
BATTERY/CHARGER	Optional w/ Hydraulic Dovetail or Hydraulic Jack	Group 27 Series Battery w/110V Sump Charger	N/C	Trojan SCS 200 Battery Upgrade	+\$380	Solar Charging System, 7 watt	+\$264
BRAKES	Electric Drum	Electric-Over-Hydraulic Drum Brakes	+\$4,191	Electric Over Hydraulic Disc	+\$3,900		
CROSS-MEMBERS	3" I-Beam on 16" Centers	3" I-Beam on 12" Centers	+\$15 lin ft				
DOVE - MAX RAMPS	60" Dovetail with 2" x 2" x 1/8" Angle Cleats	Wood Filled Dove/Ramp	+\$644				
DOVE - XDR RAMPS	60" Dovetail with 2" x 2" x 1/8" Angle Cleats						
DOVE - HDT	12" Fully Automatic Hydraulic Dovetail	Full Steel Runner with Cleats	+\$468	Full Steel Runner w/o Cleats	+\$363		
DOVE - STRAIGHT DECK	96" Rear Slide-In Ramps (3" Channel)						
FLOOR	2" Treated Lumber	2" Oak Floor	+\$61 lin ft	Blackwood Lumber Outer	+\$49 lin ft	Blackwood Lumber Full	+\$92 lin ft
FRAME	16" Engineered Beam 2.0	3/16" Diamond Plate	+\$121 lin ft	Zig-Zag Floor Screws	+\$11 lin ft		
JACK	2 - 12,000 lb Drop-Leg Jacks	2 - 25,000 lb Two Speed Drop-Leg Jacks	+\$1,425	2 - 20,000 lb Hydraulic Jacks	+\$2,150	2 - 20,000 lb Hydraulic Jacks w/ Hydraulic Dovetail	+\$1,555
LACE RAIL	6" Channel Lace Rail						
LIGHTS	All LED Lights	Bolt-on LED Loading Lights, 2000 Lumen	+\$660	Flashing Caution LED Light on Rear	+\$165 ea	Extra 3/4" Clearance Lights	+\$90 per pair
PAINT	DM Difference Maker Powder Coating System	Special Color	Varies	Custom Color	Quote		
PULL TYPE	16" Engineered Tongue with 60K Pintle Eye						
SLIDE TRACK & RATCHETS	Optional	Full Length Slide Track (driver or passenger side)	Varies based on Tail Style	Full Length Slide Track (both sides)	Varies based on Tail Style	4" Ratchets (Weld)	+\$50 ea
SPARE	Optional	235/80R16 14 Ply Radial, Dually	+\$335	215/75R17.5 16 Ply Radial, Dually	+\$455		
SPARE MOUNT	Under-Frame Spare Mount						
SPREAD AXLE	Available on 35'+ Lengths with Hutch or Air Ride Suspension	60" Spread Axle	+\$204	72" Spread Axle (Air Ride Only)	+\$204		
STAKE POCKETS	2" x 3/8" Rub Rail w/ Stake Pockets & Pipe Spools						
STEPS	Front Retractable & Mid-Turn	Extra Retractable Steps (pair)	+\$154				
STORAGE	HD V-Tongue Lid with Gas Shock Assist in Tongue	14" x 14" x 42" Underslung Box	+\$490 ea	102" Underslung Dunnage Rack	+\$836		
SUSPENSION	6-Leaf Slipper Springs, 48" Spread	Hutch Heavy Duty Adjustable Suspension	+\$1,436	Air Ride Suspension with Front Lift Axle	+\$14,691		
SWAY CONTROL	Standard on 30 - 40' models	Add Sway Control Pipe (under 30')	+\$446				
TIE-DOWNS	Optional	5/8" D-Rings	+\$32 ea				
TIRES	235/80R16 14 Ply Radial, Dually	215/75R17.5 16 Ply Radial, Dually	+\$1,875				
WHEELS	Black Wheels	Two Tone Aluminum Wheels	+\$745	Aluminum Outers (w/ Tire Upgrade)	+\$1,120		
WINCH	Optional	12K Warrior Winch Box Package	+\$2,690	17.5K Warrior Winch Box Package	+\$3,746		
WIRING	Sealed Wiring Harness						
PINTLE HITCH		Specifications, standard features, options, components, and colors are subject to change without notice. Some features may be subject availability, delays, or discontinuance.					

PX216



LENGTH/WIDTH	MSRP
25' x 102" - Max Ramp	\$41,525
28' x 102" - Max Ramp	\$42,059
30' x 102" - Max Ramp	\$43,049
32' x 102" - Max Ramp	\$43,412
35' x 102" - Max Ramp	\$44,066
38' x 102" - Max Ramp	\$44,572
40' x 102" - Max Ramp	\$44,930

LENGTH/WIDTH	MSRP
25' x 102" - XDR Ramp	\$41,085
28' x 102" - XDR Ramp	\$41,619
30' x 102" - XDR Ramp	\$42,609
32' x 102" - XDR Ramp	\$42,972
35' x 102" - XDR Ramp	\$43,626
38' x 102" - XDR Ramp	\$44,132
40' x 102" - XDR Ramp	\$44,490

LENGTH/WIDTH	MSRP
30' x 102" - 12' Hydraulic Dovetail	\$48,407
32' x 102" - 12' Hydraulic Dovetail	\$48,803
35' x 102" - 12' Hydraulic Dovetail	\$49,364
38' x 102" - 12' Hydraulic Dovetail	\$49,969
40' x 102" - 12' Hydraulic Dovetail	\$50,299

LENGTH/WIDTH	MSRP
20' x 102" - Straight Deck	\$38,247
22' x 102" - Straight Deck	\$38,616
25' x 102" - Straight Deck	\$39,199
28' x 102" - Straight Deck	\$39,727
30' x 102" - Straight Deck	\$40,678
32' x 102" - Straight Deck	\$41,030
35' x 102" - Straight Deck	\$41,591
38' x 102" - Straight Deck	\$42,180
40' x 102" - Straight Deck	\$42,526



Standard Features		Available Options					
GVWR	30,000 lb	40,000 lb CVWR Package (30' and Above, Includes Frame and Tongue Reinforcements)	+\$2,316				
AXLES	2 - 16,000 lb Heavy Duty, Oil Bath						
BATTERY/CHARGER	Optional w/ Hydraulic Dovetail or Hydraulic Jack	Group 27 Series Battery w/110V Samp Charger	N/C	Trojan SCS 200 Battery Upgrade	+\$380	Solar Charging System, 7 watt	+\$264
BRAKES	Electric-Over-Hydraulic Disc Brakes						
CROSS-MEMBERS	3" I-Beam on 16" Centers	3" I-Beam on 12" Centers	+\$15 lin ft				
DOVE - MAX RAMPS	60" Dovetail with 2" x 2" x 1/8" Angle Cleats	Wood Filled Dove/Ramp	+\$644				
DOVE - XDR RAMPS	60" Dovetail with 2" x 2" x 1/8" Angle Cleats						
DOVE - HDT	12' Fully Automatic Hydraulic Dovetail	Full Steel Runner with Cleats	+\$468	Full Steel Runner w/o Cleats	+\$363		
DOVE - STRAIGHT DECK	96" Rear Slide-In Ramps (3" Channel)						
FLOOR	2" Treated Lumber	2" Oak Floor	+\$61 lin ft	Blackwood Lumber Outer	+\$49 lin ft	Blackwood Lumber Full	+\$92 lin ft
FRAME	18" Engineered Beam 2.0	3/16" Diamond Plate	+\$121 lin ft	Zig-Zag Floor Screws	+\$11 lin ft		
JACK	2 - 12,000 lb Drop-Leg Jacks	2 - 25,000 lb Two Speed Drop-Leg Jacks	+\$1,425	2 - 20,000 lb Hydraulic Jacks	+\$2,150	2 - 20,000 lb Hydraulic Jacks w/ Hydraulic Dovetail	+\$1,555
LACE RAIL	6" Channel Lace Rail						
LIGHTS	All LED Lights	Bolt-on LED Loading Lights, 2000 Lumen	+\$660	Flashing Caution LED Light on Rear	+\$165 ea	Extra 3/4" Clearance Lights	+\$90 per pair
PAINT	DM Difference Maker Powder Coating System	Special Color	Varies	Custom Color	Quote		
PULL TYPE	16" Engineered Tongue with 60K Pintle Eye						
SLIDE TRACK & RATCHETS	Optional	Full Length Slide Track (driver or passenger side)	Varies based on Tail Style	Full Length Slide Track (both sides)	Varies based on Tail Style	4" Ratchets (Weld)	+\$50 ea
SPARE	Optional	215/75R17.5 16 Ply Radial, Dually	+\$455	235/75R17.5 18 Ply, Radial, Dually	+\$475		
SPARE MOUNT	Under-Frame Spare Mount						
SPREAD AXLE	Available on 35'+ Lengths with Hutch or Air Ride Suspension	60" Spread Axle	+\$204	72" Spread Axle (Air Ride Only)	+\$204		
STAKE POCKETS	2" x 3/8" Rub Rail w/ Stake Pockets & Pipe Spools						
STEPS	Front Retractable & Mid-Turn	Extra Retractable Steps (pair)	+\$154				
STORAGE	HD V-Tongue Lid with Gas Shock Assist in Tongue	14" x 14" x 42" Underslung Box	+\$490 ea	102" Underslung Dunnage Rack	+\$836		
SUSPENSION	Hutch Heavy Duty Adjustable Suspension	Air Ride Suspension with Front Lift Axle	+\$11,919				
SWAY CONTROL	Standard on 30 - 40' models	Add Sway Control Pipe (under 30')	+\$446				
TIE-DOWNS	Optional	5/8" D-Rings	+\$32 ea				
TIRES	215/75R17.5 16 Ply Radial, Dually	235/75R17.5 18 Ply, Radial, Dually	+\$798				
WHEELS	Black Wheels	Aluminum Outer Wheels	+\$950				
WINCH	Optional	12K Warrior Winch Box Package	+\$2,690	17.5K Warrior Winch Box Package	+\$3,746		
WIRING	Sealed Wiring Harness						
PINTLE HITCH		Specifications, standard features, options, components, and colors are subject to change without notice. Some features may be subject availability, delays, or discontinuance.					

Step Deck Trailers



SDX212



LENGTH/WIDTH	MSRP
35' (25+10) x 102" - Max Ramp	\$32,851
38' (28+10) x 102" - Max Ramp	\$33,406
40' (30+10) x 102" - Max Ramp	\$34,352
42' (32+10) x 102" - Max Ramp	\$34,732
45' (35+10) x 102" - Max Ramp	\$35,331
48' (38+10) x 102" - Max Ramp	\$35,887
50' (40+10) x 102" - Max Ramp	\$36,255
53' (43+10) x 102" - Max Ramp	\$37,014

LENGTH/WIDTH	MSRP
35' (25+10) x 102" - XDR Ramp	\$32,411
38' (28+10) x 102" - XDR Ramp	\$32,966
40' (30+10) x 102" - XDR Ramp	\$33,912
42' (32+10) x 102" - XDR Ramp	\$34,292
45' (35+10) x 102" - XDR Ramp	\$34,891
48' (38+10) x 102" - XDR Ramp	\$35,447
50' (40+10) x 102" - XDR Ramp	\$35,815
53' (43+10) x 102" - XDR Ramp	\$36,574

LENGTH/WIDTH	MSRP
40' (30+10) x 102" - 12' HDT	\$38,148
42' (32+10) x 102" - 12' HDT	\$38,505
45' (35+10) x 102" - 12' HDT	\$39,077
48' (38+10) x 102" - 12' HDT	\$39,638
50' (40+10) x 102" - 12' HDT	\$39,990
53' (43+10) x 102" - 12' HDT	\$40,567

LENGTH/WIDTH	MSRP
30' (20+10) x 102" - Straight Deck	\$29,661
32' (22+10) x 102" - Straight Deck	\$30,156
35' (25+10) x 102" - Straight Deck	\$30,651
38' (38+10) x 102" - Straight Deck	\$31,146
40' (30+10) x 102" - Straight Deck	\$31,641
42' (32+10) x 102" - Straight Deck	\$32,136
45' (35+10) x 102" - Straight Deck	\$32,631
48' (38+10) x 102" - Straight Deck	\$33,126
50' (40+10) x 102" - Straight Deck	\$33,478
53' (43+10) x 102" - Straight Deck	\$34,066

STANDARD
COLORS



ONYX
BLACK



ARTIC
WHITE



SCARLET
RED



CEMENT
GRAY



CARBON
METALLIC GRAY



PLATINUM SILVER
METALLIC



MOCHA
METALLIC



DYNAMIC BLU
METALLIC



COMMERCIAL
YELLOW



TRACTOR
GREEN



INDUSTRIAL
ORANGE



LIME
GREEN



TACTICAL
TAN

Standard Features		Available Options			
GVWR	25,900 lb				
AXLES	2 - 12,000 lb Heavy Duty, Oil Bath				
BATTERY/CHARGER	Optional w/ Hydraulic Dovetail or Hydraulic Jack	Group 27 Series Battery w/110V 5amp Charger	N/C	Trojan SCS 200 Battery Upgrade	+\$380
BRAKES	Electric Drum	Solar Charging System, 7 watt	+\$264		
COUPLER	2-5/16" Ball - 30,000 lb Square Adjustable	Electric Over Hydraulic Disc	+\$3,300		
CROSS-MEMBERS	3" I-Beam on 16" Centers	King-Pin Adapter	+\$303		
DOVE - MAX RAMPS	60" Dovetail with 2" x 2" x 1/8" Angle Cleats	3" I-Beam on 12" Centers	+\$15 lin ft		
DOVE - XDR RAMPS	60" Dovetail with 2" x 2" x 1/8" Angle Cleats	Wood Filled Dove/Ramp	+\$644		
DOVE - HDT	12' Fully Automatic Hydraulic Dovetail				
DOVE - STRAIGHT DECK	96" Rear Slide-In Ramps (3" Channel)	Full Steel Runner with Cleats	+\$468	Full Steel Runner w/o Cleats	+\$363
FLOOR	2" Treated Lumber	2" Oak Floor	+\$61 lin ft	Blackwood Lumber Outer	+\$49 lin ft
FRAME	18" Engineered Beam 2.0	Blackwood Lumber Full	+\$92 lin ft	3/16" Diamond Plate	+\$121 lin ft
JACK	2 - 25,000 lb Two Speed Drop-Leg Jacks	Zig-Zag Floor Screws	+\$11 lin ft		
LACE RAIL	6" Channel Lace Rail	2 - 20,000 lb Hydraulic Jacks	+\$2,893	2 - 20,000 lb Hydraulic Jacks w/ Hydraulic Dovetail	+\$1,555
LIGHTS	All LED Lights	Flashing Caution LED Light on Rear	+\$165 ea	Extra 3/4" Clearance Lights	+\$90 per pair
PAINT	DM Difference Maker Powder Coating System	Special Color	Varies	Custom Color	Quote
PULL TYPE	10' Step Deck w/ Slide-In Ramps				
SLIDE TRACK & RATCHETS	Optional	Full Length Slide Track (driver or passenger side)	Varies based on Tail Style	Full Length Slide Track (both sides)	Varies based on Tail Style
		4" Ratchets (Weld)	+\$50 ea		
SPARE	Optional	235/80R16 14 Ply Radial, Dually	+\$335	215/75R17.5 16 Ply Radial, Dually	+\$455
SPARE MOUNT	Under-Mount Spare Tray				
STAKE POCKETS	2" x 3/8" Rub Rail w/ Stake Pockets & Pipe Spools				
STEPS	Front Retractable & Mid-Turn	Extra Retractable Steps (pair)	+\$154		
STORAGE	HD V-Tongue Lid with Gas Shock Assist in Tongue	14" x 14" x 42" Underslung Box	+\$490 ea	102" Underslung Dunnage Rack	+\$836
SUSPENSION	6-Leaf Slipper Springs, 48" Spread	Hutch Heavy Duty Adjustable Suspension	+\$1,001	Air Ride Suspension with Front Lift Axle	+\$11,919
SWAY CONTROL	Sway Control Pipe Standard				
TIE-DOWNS	Optional	5/8" D-Rings	+\$32 ea		
TIRES	235/80R16 14 Ply Radial, Dually	215/75R17.5 16 Ply Radial, Dually	+\$1,250		
WHEELS	Black Wheels	Aluminum Outers	+\$495	Aluminum Outers (w/ Tire Upgrade)	+\$745
WINCH	Optional	12K Warrior Winch Box Package	+\$2,690	17.5K Warrior Winch Box Package	+\$3,746
WIRING	Sealed Wiring Harness				

STEP DECK

Specifications, standard features, options, components, and colors are subject to change without notice. Some features may be subject availability, delays, or discontinuance.

SDX312



LENGTH/WIDTH	MSRP	LENGTH/WIDTH	MSRP
48' (38+10) x 102" - Max Ramp	\$43,576	48' (38+10) x 102" - 12' HDT	\$47,019
50' (40+10) x 102" - Max Ramp	\$43,933	50' (40+10) x 102" - 12' HDT	\$47,387
53' (43+10) x 102" - Max Ramp	\$44,412	53' (43+10) x 102" - 12' HDT	\$47,838
LENGTH/WIDTH	MSRP	LENGTH/WIDTH	MSRP
48' (38+10) x 102" - XDR Ramp	\$43,136	48' (38+10) x 102" - Straight Deck	\$40,556
50' (40+10) x 102" - XDR Ramp	\$43,493	50' (40+10) x 102" - Straight Deck	\$40,908
53' (43+10) x 102" - XDR Ramp	\$43,972	53' (43+10) x 102" - Straight Deck	\$41,409

STANDARD
COLORS



ONYX
BLACK



ARTIC
WHITE



SCARLET
RED



CEMENT
GRAY



CARBON
METALLIC GRAY



PLATINUM SILVER
METALLIC



MOCHA
METALLIC



DYNAMIC BLUE
METALLIC



SPECIAL
COLORS



COMMERCIAL
YELLOW



TRACTOR
GREEN



INDUSTRIAL
ORANGE



LIME
GREEN



TACTICAL
TAN

Standard Features		Available Options			
GVWR	30,000 lb	40,000 lb GVWR Package (Includes 3" Ball 40K Adjustable Coupler and Frame Reinforcements)	+\$1,359		
AXLES	3 - 12,000 lb Heavy Duty, Oil Bath				
BATTERY/CHARGER	Optional w/ Hydraulic Dovetail or Hydraulic Jack	Group 27 Series Battery w/110V 5amp Charger	N/C	Trojan SCS 200 Battery Upgrade	+\$380
BRAKES	Electric Drum	Solar Charging System, 7 watt	+\$264		
COUPLER	2-5/16" Ball - 30,000 lb Square Adjustable	Electric Over Hydraulic Disc	+\$4,400		
CROSS-MEMBERS	3" I-Beam on 16" Centers	King-Pin Adapter	+\$303		
DOVE - MAX RAMPS	60" Dovetail with 2" x 2" x 1/8" Angle Cleats	3" I-Beam on 12" Centers	+\$15 lin ft		
DOVE - XDR RAMPS	60" Dovetail with 2" x 2" x 1/8" Angle Cleats	Wood Filled Dove/Ramp	+\$644		
DOVE - HDT	12' Fully Automatic Hydraulic Dovetail				
DOVE - STRAIGHT DECK	96" Rear Slide-In Ramps (3" Channel)	Full Steel Runner with Cleats	+\$468	Full Steel Runner w/o Cleats	+\$363
FLOOR	2" Treated Lumber	2" Oak Floor	+\$61 lin ft	Blackwood Lumber Outer	+\$49 lin ft
FRAME	18" Engineered Beam 2.0	Blackwood Lumber Full	+\$92 lin ft	3/16" Diamond Plate	+\$121 lin ft
JACK	2 - 25,000 lb Two Speed Drop-Leg Jacks	Zig-Zag Floor Screws	+\$11 lin ft		
LACE RAIL	6" Channel Lace Rail	2 - 20,000 lb Hydraulic Jacks	+\$2,893	2 - 20,000 lb Hydraulic Jacks w/ Hydraulic Dovetail	+\$1,555
LIGHTS	All LED Lights				
PAINT	DM Difference Maker Powder Coating System	Flashing Caution LED Light on Rear	+\$165 ea	Extra 3/4" Clearance Lights	+\$90 per pair
PULL TYPE	10' Step Deck w/ Slide-In Ramps	Special Color	Varies	Custom Color	Quote
SLIDE TRACK & RATCHETS	Optional	Full Length Slide Track (driver or passenger side)	Varies based on Tail Style	Full Length Slide Track (both sides)	Varies based on Tail Style
SPARE	Optional	4" Ratchets (Weld)	+\$50 ea		
SPARE MOUNT	Under-Mount Spare Tray	235/80R16 14 Ply Radial, Dually	+\$335	215/75R17.5 16 Ply Radial, Dually	+\$455
STAKE POCKETS	2" x 3/8" Rub Rail w/ Stake Pockets & Pipe Spools				
STEPS	Front Retractable & Mid-Turn	Extra Retractable Steps (pair)	+\$154		
STORAGE	HD V-Tongue Lid with Gas Shock Assist in Tongue	14" x 14" x 42" Underslung Box	+\$490 ea	102" Underslung Dunnage Rack	+\$836
SUSPENSION	6-Leaf Slipper Springs, 48" Spread	Hutch Heavy Duty Adjustable Suspension	+\$1,436	Air Ride Suspension with Front Lift Axle	+\$14,691
SWAY CONTROL	Sway Control Pipe Standard				
TIE-DOWNS	Optional	5/8" D-Rings	+\$32 ea		
TIRES	235/80R16 14 Ply Radial, Dually	215/75R17.5 16 Ply Radial, Dually	+\$1,875		
WHEELS	Black Wheels	Two Tone Aluminum Wheels	+\$745	Aluminum Outers (w/ Tire Upgrade)	+\$1,120
WINCH	Optional	12K Warrior Winch Box Package	+\$2,690	17.5K Warrior Winch Box Package	+\$3,746
WIRING	Sealed Wiring Harness				
STEP DECK	Specifications, standard features, options, components, and colors are subject to change without notice. Some features may be subject availability, delays, or discontinuance.				

SDX216



LENGTH/WIDTH	MSRP	LENGTH/WIDTH	MSRP
35' (25+10) x 102" - Max Ramp	\$47,607	40' (30+10) x 102" - 12' HDT	\$52,453
38' (28+10) x 102" - Max Ramp	\$48,152	42' (32+10) x 102" - 12' HDT	\$52,816
40' (30+10) x 102" - Max Ramp	\$49,087	45' (35+10) x 102" - 12' HDT	\$53,366
42' (32+10) x 102" - Max Ramp	\$49,472	48' (38+10) x 102" - 12' HDT	\$53,943
45' (35+10) x 102" - Max Ramp	\$50,016	50' (40+10) x 102" - 12' HDT	\$54,312
48' (38+10) x 102" - Max Ramp	\$50,561	53' (43+10) x 102" - 12' HDT	\$54,862
50' (40+10) x 102" - Max Ramp	\$50,946		
53' (43+10) x 102" - Max Ramp	\$51,435		
LENGTH/WIDTH	MSRP	LENGTH/WIDTH	MSRP
35' (25+10) x 102" - XDR Ramp	\$47,167	30' (20+10) x 102" - Straight Deck	\$43,977
38' (28+10) x 102" - XDR Ramp	\$47,712	32' (22+10) x 102" - Straight Deck	\$44,472
40' (30+10) x 102" - XDR Ramp	\$48,647	35' (25+10) x 102" - Straight Deck	\$44,967
42' (32+10) x 102" - XDR Ramp	\$49,032	38' (28+10) x 102" - Straight Deck	\$45,462
45' (35+10) x 102" - XDR Ramp	\$49,576	40' (30+10) x 102" - Straight Deck	\$45,957
48' (38+10) x 102" - XDR Ramp	\$50,121	42' (32+10) x 102" - Straight Deck	\$46,452
50' (40+10) x 102" - XDR Ramp	\$50,506	45' (35+10) x 102" - Straight Deck	\$46,947
53' (43+10) x 102" - XDR Ramp	\$50,995	48' (38+10) x 102" - Straight Deck	\$47,442
		50' (40+10) x 102" - Straight Deck	\$47,822
		53' (43+10) x 102" - Straight Deck	\$48,317

STANDARD
COLORS



ONYX
BLACK



ARTIC
WHITE



SCARLET
RED



CEMENT
GRAY



CARBON
METALLIC GRAY



PLATINUM SILVER
METALLIC



MOCHA
METALLIC



DYNAMIC BLUE
METALLIC

SPECIAL
COLORS



COMMERCIAL
YELLOW



TRACTOR
GREEN



INDUSTRIAL
ORANGE



LIME
GREEN



TACTICAL
TAN

Standard Features		Available Options			
GVWR	30,000 lb	40,000 lb GVWR Package (Includes 3" Ball 40K Adjustable Coupler and Frame Reinforcements)	+\$1,359		
AXLES	2 - 16,000 lb Heavy Duty, Oil Bath				
BATTERY/CHARGER	Optional w/ Hydraulic Dovetail or Hydraulic Jack	Group 27 Series Battery w/110V Sump Charger	N/C	Trojan SCS 200 Battery Upgrade	+\$380
		Solar Charging System, 7 watt	+\$264		
BRAKES	Electric-Over-Hydraulic Disc Brakes				
COUPLER	2-5/16" Ball - 30,000 lb Square Adjustable	King-Pin Adapter	+\$303		
CROSS-MEMBERS	3" I-Beam on 16" Centers	3" I-Beam on 12" Centers	+\$15 lin ft		
DOVE - MAX RAMPS	60" Dovetail with 2" x 2" x 1/8" Angle Cleats	Wood Filled Dove/Ramp	+\$644		
DOVE - XDR RAMPS	60" Dovetail with 2" x 2" x 1/8" Angle Cleats				
DOVE - HDT	12' Fully Automatic Hydraulic Dovetail	Full Steel Runner with Cleats	+\$468	Full Steel Runner w/o Cleats	+\$363
DOVE - STRAIGHT DECK	96" Rear Slide-In Ramps (3" Channel)				
FLOOR	2" Treated Lumber	2" Oak Floor	+\$61 lin ft	Blackwood Lumber Outer	+\$49 lin ft
		Solar Charging System, 7 watt	+\$264	3/16" Diamond Plate	+\$121 lin ft
		Zig-Zag Floor Screws	+\$11 lin ft		
FRAME	18" Engineered Beam 2.0				
JACK	2 - 25,000 lb Two Speed Drop-Leg Jacks	2 - 20,000 lb Hydraulic Jacks	+\$2,893	2 - 20,000 lb Hydraulic Jacks w/ Hydraulic Dovetail	+\$1,555
LACE RAIL	6" Channel Lace Rail				
LIGHTS	All LED Lights	Flashing Caution LED Light on Rear	+\$165 ea	Extra 3/4" Clearance Lights	+\$90 per pair
PAINT	DM Difference Maker Powder Coating System	Special Color	Varies	Custom Color	Quote
PULL TYPE	10' Step Deck w/ Slide-In Ramps				
SLIDE TRACK & RATCHETS	Optional	Full Length Slide Track (driver or passenger side)	Varies based on Tail Style	Full Length Slide Track (both sides)	Varies based on Tail Style
		4" Ratchets (Weld)	+\$50 ea		
SPARE	Optional	215/75R17.5 16 Ply Radial, Dually	+\$455	235/75R17.5 18 Ply, Radial, Dually	+\$475
SPARE MOUNT	Under-Mount Spare Tray				
SPREAD AXLE	Optional	60" Spread Axle	+\$204	72" Spread Axle (Air Ride Only)	+\$204
STAKE POCKETS	2" x 3/8" Rub Rail w/ Stake Pockets & Pipe Spoops				
STEPS	Front Retractable & Mid-Turn	Extra Retractable Steps (pair)	+\$154		
STORAGE	HD V-Tongue Lid with Gas Shock Assist in Tongue	14" x 14" x 42" Underslung Box	+\$490 ea	102" Underslung Dunnage Rack	+\$836
SUSPENSION	Hutch Heavy Duty Adjustable Suspension	Air Ride Suspension with Front Lift Axle	+\$11,919		
SWAY CONTROL	Sway Control Pipe Standard				
TIE-DOWNS	Optional	5/8" D-Rings	+\$32 ea		
TIRES	215/75R17.5 16 Ply Radial, Dually	235/75R17.5 18 Ply, Radial, Dually	+\$798		
WHEELS	Black Wheels	Aluminum Outer Wheels	+\$950		
WINCH	Optional	12K Warrior Winch Box Package	+\$2,690	17.5K Warrior Winch Box Package	+\$3,746
WIRING	Sealed Wiring Harness				
STEP DECK	Specifications, standard features, options, components, and colors are subject to change without notice. Some features may be subject availability, delays, or discontinuance.				

Dump Trailers

GST



STANDARD
COLORS



ONYX
BLACK



ARTIC
WHITE



SCARLET
RED



CEMENT
GRAY



CARBON
METALLIC GRAY



PLATINUM SILVER
METALLIC



MOCHA
METALLIC



DYNAMIC BLU
METALLIC

SPECIAL
COLORS



COMMERCIAL
YELLOW



TRACTOR
GREEN



INDUSTRIAL
ORANGE



LIME
GREEN



TACTICAL
TAN

LENGTH/WIDTH

8' x 60"

MSRP

\$9,554

Standard Features

Available Options

GVWR	106 Package (6,000 lb GVWR)				
AXLES	1 - 6K Super Lube, Electric Brake, Drop	1 - 6K Super Lube, Electric Brake, Straight	-\$55		
BATTERY/CHARGER	Group 27 Series Battery w/110V 5amp Charger	Trojan SCS 200 Battery Upgrade	+\$380	Solar Charging System, 7 watt	+\$264
BED CONTROL	Corded Remote, 14'	Wireless Bluetooth Bed Control Remote	+\$369		
BODY THICKNESS	12 ga Body, Sides Integral with Floor				
COUPLER	2" - 10,000 lb Demco EZ-Latch, Adjustable Channel	2-5/16" - 21,000 lb Demco EZ-Latch, Adjustable Channel	+\$33		
CROSS-MEMBERS	3" I-Beam on 16" Centers				
DUMP BODY FRAME	3" x 2" Rectangle Tube				
GATE	3-Way Gate (with Hold Back System)				
FENDERS	14 ga Diamond Plate				
HOIST	3 Stage Telescopic Cylinder				
HYDRAULIC POWER	Power Up, Gravity Down				
JACK	7,000 lb Drop-Leg Jack				
LIGHTS	All LED Lights				
PAINT	DM Difference Maker Powder Coating System	Special Color	Varies	Custom Color	Quote
PULL TYPE	Bumper Pull				
RAMPS	Optional	60" Rear Slide-In Ramps (2" Square Tube)	+\$429		
SIDES	18" Tall Sides (12 ga)	24" Tall Sides (12 ga)	+\$48 lin ft	32" Tall Sides (12 ga)	+\$60 lin ft
SIDE EXTENSIONS	Optional	24" Side Extensions (Expanded Metal)	+\$1,133	Board Brackets w/ Raised Front	+\$182
SPARE	Optional	225/75R15 10 Ply Radial, Black	+\$195	235/80R16 10 Ply Radial, Two Tone Aluminum	+\$473
		235/80R16 10 Ply Radial, Black	+\$308	235/80R16 10 Ply Radial, Two Tone Aluminum	+\$517
STAKE POCKETS	Stake Pockets on each Upright				
SUSPENSION	5-Leaf Slipper Springs				
TARP	16' Heavy Duty, Black Mesh Tarp				
TIE-DOWNS	4 - 1/2" D-Rings	Extra 1/2" D-Rings	+\$25 ea		
TIRES	225/75R15 10 Ply Radial	235/80R16 10 Ply Radial	+\$182		
WHEELS	Black Wheels	Two Tone Aluminum	+\$501		
DUMP	Specifications, standard features, options, components, and colors are subject to change without notice. Some features may be subject availability, delays, or discontinuance.				

GDT



LENGTH/WIDTH

MSRP

10' x 60"

\$10,665

10' x 77"

\$11,083

Standard Features		Available Options			
GVWR	235 Package (7,000 lb GVWR)				
AXLES	2 - 3,500 lb Super Lube, Electric Brake				
BATTERY/CHARGER	Group 27 Series Battery w/110V 5amp Charger	Trojan SCS 200 Battery Upgrade	+\$380	Solar Charging System, 7 watt	+\$264
BED CONTROL	Corded Remote, 14'	Wireless Bluetooth Bed Control Remote	+\$369		
BODY THICKNESS	12 ga Body, Sides Integral with Floor	Dump Body Upgrade - 10 ga Body, Floor & Sides	Varies based on Sides Height		
COUPLER	2" - 10,000 lb Demco EZ-Latch, Adjustable Channel	2-5/16" - 21,000 lb Demco EZ-Latch, Adjustable Channel	+\$33		
CROSS-MEMBERS	3" I-Beam on 16" Centers				
GATE	3-Way Gate (with Hold Back System)				
FENDERS	14 ga Diamond Plate	3/16" Diamond Plate, Super Heavy Duty	+\$418		
FRAME (MAIN)	6" I-Beam				
FRAME (BODY)	3" x 2" Rectangle Tube				
HOIST	3 Stage Telescopic Cylinder				
HYDRAULIC POWER	Power Up, Gravity Down				
JACK	7,000 lb Drop-Leg Jack				
LIGHTS	All LED Lights				
PAINT	DM Difference Maker Powder Coating System	Special Color	Varies	Custom Color	Quote
PULL TYPE	Bumper Pull				
RAMPS	Optional	60" Rear Slide-In Ramps (2" Square Tube)	+\$429		
SIDES	18" Tall Sides (12 ga)	24" Tall Sides (12 ga)	+\$48 lin ft	32" Tall Sides (12 ga)	+\$66 lin ft
		44" Tall Sides (12 ga)	+\$96 lin ft	18" Tall Sides (10 ga)	+\$48 lin ft
		24" Tall Sides (10 ga)	+\$95 lin ft	32" Tall Sides (10 ga)	+\$114 lin ft
		44" Tall Sides (10 ga)	+\$143 lin ft		
SIDE EXTENSIONS	Optional	24" Side Extensions (Expanded Metal)	+\$1,150	Board Brackets w/ Raised Front	+\$182
SPARE	Optional	205/75R15 8 Ply Radial, Black	+\$170	205/75R15 8 Ply Radial, Two Tone Aluminum	+\$429
		225/75R15 10 Ply Radial, Black	+\$195	225/75R15 10 Ply Radial, Two Tone Aluminum	+\$473
STAKE POCKETS	Stake Pockets on each Upright				
SUSPENSION	4-Leaf Springs				
TARP	18' Heavy Duty, Black Mesh Tarp				
TIE-DOWNS	4 - 1/2" D-Rings	Extra 1/2" D-Rings	+\$25 ea		
TIRES	205/75R15 8 Ply Radial	225/75R15 10 Ply Radial	+\$182		
WHEELS	Black Wheels	Two Tone Aluminum	+\$979		
DUMP	Specifications, standard features, options, components, and colors are subject to change without notice. Some features may be subject availability, delays, or discontinuance.				

MDT



LENGTH/WIDTH

MSRP

10' x 60"

\$12,280

10' x 77"

\$12,630

12' x 60"

\$13,059

STANDARD
COLORS



ONYX
BLACK



ARCTIC
WHITE



SCARLET
RED



CEMENT
GRAY



CARBON
METALLIC GRAY



PLATINUM SILVER
METALLIC



MOCHA
METALLIC



DYNAMIC BL
METALLIC

SPECIAL
COLORS



COMMERCIAL
YELLOW



TRACTOR
GREEN



INDUSTRIAL
ORANGE



LIME
GREEN



TACTICAL
TAN

Standard Features

Available Options

GVWR	206 Package (9,890 lb GVWR)				
AXLES	2 - 6K Super Lube, Electric Brake, Drop	2 - 6K Super Lube, Electric Brake, Straight	-\$82		
BATTERY/CHARGER	Group 27 Series Battery w/110V 5amp Charger	Trojan SCS 200 Battery Upgrade	+\$380	Solar Charging System, 7 watt	+\$264
BED CONTROL	Corded Remote, 14'	Wireless Bluetooth Bed Control Remote	+\$369		
BODY THICKNESS	12 ga Body, Sides Integral with Floor	Dump Body Upgrade - 10 ga Body, Floor & Sides	Varies based on Sides Height		
COUPLER	2-5/16" - 21,000 lb Demco EZ-Latch, Adjustable Channel				
CROSS-MEMBERS	3" I-Beam on 16" Centers				
GATE	3-Way Gate (with Hold Back System)				
FENDERS	14 ga Diamond Plate	3/16" Diamond Plate, Super Heavy Duty	+\$418		
FRAME (MAIN)	6" I-Beam				
FRAME (BODY)	3" x 2" Rectangle Tube				
HOIST	3 Stage Telescopic Cylinder				
HYDRAULIC POWER JACK	Power Up, Gravity Down 7,000 lb Drop-Leg Jack	12K Jack Upgrade	+\$226		
LIGHTS	All LED Lights				
PAINT	DM Difference Maker Powder Coating System	Special Color	Varies	Custom Color	Quote
PULL TYPE	Bumper Pull				
RAMPS	60" Rear Slide-In Ramps (2" Square Tube)				
SIDES	18" Tall Sides (12 ga)	24" Tall Sides (12 ga)	+\$48 lin ft	32" Tall Sides (12 ga)	+\$66 lin ft
		44" Tall Sides (12 ga)	+\$96 lin ft	18" Tall Sides (10 ga)	+\$48 lin ft
		24" Tall Sides (10 ga)	+\$95 lin ft	32" Tall Sides (10 ga)	+\$114 lin ft
		44" Tall Sides (10 ga)	+\$143 lin ft		
SIDE EXTENSIONS	Optional	24" Side Extensions (Expanded Metal)	+\$1,177	Board Brackets w/ Raised Front	+\$182
SPARE	Optional	225/75R15 10 Ply Radial, Black	+\$195	225/75R15 10 Ply Radial, Two Tone Aluminum	+\$308
		235/80R16 10 Ply Radial, Black	+\$473	235/80R16 10 Ply Radial, Two Tone Aluminum	+\$517
SPARE MOUNT	Spare Mount				
STAKE POCKETS	Stake Pockets on each Upright				
SUSPENSION	5-Leaf Slipper Springs				
TARP	18' Heavy Duty, Black Mesh Tarp				
TIE-DOWNS	4 - 1/2" D-Rings	Extra 1/2" D-Rings	+\$25 ea		
TIRES	225/75R15 10 Ply Radial	235/80R16 10 Ply Radial	+\$363		
WHEELS	Black Wheels	Two Tone Aluminum	+\$979		

PACESETTER EDITION - STANDARD FEATURES

Options Include	Board Brackets w/ Boards & Raised Front	Heavy Duty Suspension	Solar Charging System
	Upgraded Jack, 12K Drop-leg	Ramp Package w/ Stabilizer Jack, Drop-Leg (Pair)	Sides, 24" Tall, 12GA Integral w/ Floor (L12)


DUMP

Specifications, standard features, options, components, and colors are subject to change without notice. Some features may be subject availability, delays, or discontinuance.


LPT




LENGTH/WIDTH	MSRP
12' x 82"	\$18,043
14' x 82"	\$18,560
16' x 82"	\$19,896




COMMERCIAL
YELLOW




TRACTOR
GREEN




INDUSTRIAL
ORANGE



LIME
GREEN



TACTICAL
TAN



Standard Features		Available Options					
GVWR	207 Package (14.9K GVWR)	208 Package (18K GVWR) (Includes 2 - 8,000 lb Oil-Bath Electric Brake Axles, Engineered Beam Technology, 2-5/16" - 21K Flat-Mount Demco EZ-Latch Coupler, 72" Heavy Duty Ramp Package, ST215/75R17.5 Radial Tires, and 81" Bed Width.)	+\$4,334	210 Package (23K GVWR) (Includes 2 - 10,000 lb Oil Bath Torsion Brake Axles, Engineered Beam Technology on 14" models, 2-5/16" - 25K Flat-Mount Demco EZ-Latch Coupler, 78" Heavy Duty Ramp Package, and ST235/75R17.5 Radial Tires.)	+\$8,738	307 Package (24K GVWR) (Includes 3 - 7,000 lb Lippert Axles, Engineered Beam Technology, 25K Flat-Mount Demco EZ-Latch Coupler, and 72" Heavy Duty Ramp Package. (Available on 16' and higher lengths only))	+\$6,517
AXLES	2 - 7,000 lb Super Lube	207 Straight Axles (+4" ground clearance)	-\$165	208 Straight Axles (82" Wide Frame and +4" ground clearance)	N/C	307 Straight Axles (+4" ground clearance)	-\$247
BATTERY/CHARGER	Group 27 Series Battery w/110V Samp Charger	Trojan SCS 200 Battery Upgrade	+\$380	Solar Charging System, 7 watt	+\$264		
BED CONTROL	Corded Remote, 14'	Wireless Bluetooth Bed Control Remote	+\$369				
BODY THICKNESS	10 ga Body, Sides Integral with Floor	Super Duty Body Upgrade - 7 ga (3/16") Body, Floor & Sides	Varies based on Sides Height				
BRAKES	Electric Drum	Electric Over Hydraulic Disc (Tandem)	+\$3,450	Electric Over Hydraulic Disc (Triple)	+\$4,140		
COUPLER	2-5/16" - 21,000 lb Demco EZ-Latch, Adjustable Channel	Adjustable Pintle Ring	+\$64				
CROSS-MEMBERS	3" I-Beam on 16" Centers	3" I-Beam on 12" Centers	+\$15 lin ft				
FENDERS	14 ga Teardrop, Diamond Plate	3/16" Diamond Plate, Super Heavy Duty	+\$418	3/16" Diamond Plate, Super Heavy Duty, Triple Axle	+\$638		
FORK HOLDER	Optional	Modify My Step into a Fork Holder/Step Combo	+\$418				
FRAME (MAIN)	8" x 15 lb I-Beam Frame						
FRAME (BODY)	5" x 2" x 3/16" Rectangle Tube						
GATE	3-Way Gate (with Hold Back System)						
HOIST	3 Stage Telescopic Cylinder						
HYDRAULIC POWER	Power Up, Gravity Down (with High Flow KTI Pump)						
JACK	12,000 lb Drop-Leg Jack	20,000 lb Hydraulic Jack	+\$995				
LIGHTS	All LED Lights						
PAINT	DM Difference Maker Powder Coating System	Special Color	Varies	Custom Color	Quote		
PULL TYPE	Bumper Pull						
RAMPS	HD 72" Rear Slide-In Ramps (3x2" Rectangle Tube)	Heavy Duty Ramp Package	+\$418	Rear Stabilizer Drop Legs	+\$204		
SIDES	24" Tall Sides (10 ga)	32" Tall Sides (10 ga) 32" Tall Sides (7 ga)	+\$66 lin ft +\$115 lin ft	44" Tall Sides (10 ga) 44" Tall Sides (7 ga)	+\$96 lin ft +\$145 lin ft	24" Tall Sides (7 ga)	+\$49 lin ft
SIDE EXTENSIONS	Optional	Board Brackets w/ Raised Front	+\$182				
SPARE	Optional	235/80R16 14 Ply Radial, Black	+\$310	215/75R17.5 16 Ply Radial, Black	+\$405	235/80R16 14 Ply Radial, Two Tone Aluminum	+\$517
SPARE MOUNT	Spare Mount						
STAKE POCKETS	Stake Pockets on each Upright						
STEPS	24" Side Step						
STORAGE	HD V-Tongue Lid						
SUSPENSION	Slipper Roller	Torsion Axles (Tandem)	+\$1,106	Torsion Axles (Triple)	+\$1,656		
TARP	Long Arm, Easy Roll Tarp System						
TIE-DOWNS	4 - 5/8" D-Rings	Extra 5/8" D-Rings	+\$32 ea				
TIRES	235/80R16 14 Ply Radial	215/75R17.5 16 Ply Radial	+\$363	215/75R17.5 16 Ply Radial, Triple Axle	+\$690		
WHEELS	Black Wheels	Two Tone Aluminum	+\$979	Two Tone Aluminum, Triple Axle	+\$1,469		
WIRING	Sealed Wiring Harness						
PACESETTER EDITION - STANDARD FEATURES							
Options Include	Pair of Rear Stabilizer Drop Legs	Board Brackets with Board & Raised Front	Heavy Duty 3/16" Diamond Plate Fender Upgrade				
	Hydraulic Jack 20K	Solar Pulse Charging System (7 watts)					
DUMP	Specifications, standard features, options, components, and colors are subject to change without notice. Some features may be subject availability, delays, or discontinuance.						

LPT-GN



LENGTH/WIDTH	MSRP
12' x 82"	\$20,958
14' x 82"	\$21,475
16' x 82"	\$22,811

STANDARD
COLORS

- ONYX BLACK
- ARCTIC WHITE
- SCARLET RED
- CEMENT GRAY
- CARBON METALLIC GRAY
- PLATINUM SILVER METALLIC
- MOCHA METALLIC
- DYNAMIC BLUE METALLIC

SPECIAL
COLORS

- COMMERCIAL YELLOW
- TRACTOR GREEN
- INDUSTRIAL ORANGE
- LIME GREEN
- TACTICAL TAN

Standard Features		Available Options					
GVWR	207 Package (14.9K GVWR)	208 Package (18K GVWR) (Includes 2 - 8,000 lb Oil-Bath Electric Brake Axles, Engineered Beam Technology, 72" Heavy Duty Ramp Package, ST215/75R17.5 Radial Tires, and 81" Bed Width.)	+\$4,334	210 Package (23K GVWR) (Includes 2 - 10,000 lb Oil Bath Torsion Brake Axles, Engineered Beam Technology on 14" models, 78" Heavy Duty Ramp Package, and ST235/75R17.5 Radial Tires.)	+\$8,738	307 Package (24K GVWR) (Includes 3 - 7,000 lb Lippert Axles, Engineered Beam Technology, and 72" Heavy Duty Ramp Package. (Available on 16' and higher lengths only))	+\$6,517
AXLES	2 - 7,000 lb Super Lube	207 Straight Axles (+4" ground clearance)	-\$165	208 Straight Axles (82" Wide Frame and +4" ground clearance)	N/C	307 Straight Axles (+4" ground clearance)	-\$247
BATTERY/CHARGER	Group 27 Series Battery w/110V Sump Charger	Trojan SCS 200 Battery Upgrade	+\$380	Solar Charging System, 7 watt	+\$264		
BED CONTROL	Corded Remote, 14'	Wireless Bluetooth Bed Control Remote	+\$369				
BODY THICKNESS	10 ga Body, Sides Integral with Floor	Super Duty Body Upgrade - 7 ga (3/16") Body, Floor & Sides	Varies based on Sides Height				
BRAKES	Electric Drum	Electric Over Hydraulic Disc (Tandem)	+\$3,450	Electric Over Hydraulic Disc (Triple)	+\$4,140		
CROSS-MEMBERS DECK ON THE NECK	3" I-Beam on 16" Centers Optional	3" I-Beam on 12" Centers Weld-on Deck on the Neck	+\$15 lin ft +\$2,382	Bolt-on Deck on the Neck	+\$2,382		
FENDERS	14 ga Teardrop, Diamond Plate	3/16" Diamond Plate, Super Heavy Duty	+\$418	3/16" Diamond Plate, Super Heavy Duty, Triple Axle	+\$638		
FORK HOLDER FRAME (MAIN)	Optional 8" x 15 lb I-Beam Frame	Add Fork Holders	+\$418				
FRAME (BODY)	5" x 2" x 3/16" Rectangle Tube						
GATE	3-Way Gate (with Hold Back System)						
GOOSENECK COUPLER	RAM Coupler	30,000 lb Square Load Leveler	+\$363	Shocker Hitch Air Ride Coupler	+\$1,881		
HOIST	3 Stage Telescopic Cylinder						
HYDRAULIC POWER	Power Up, Gravity Down (with High Flow KTI Pump)						
JACK	Dual 12,000 lb Drop-Leg Jacks	Dual 20,000 lb Hydraulic Jacks	+\$1,555				
LIGHTS	All LED Lights	Bolt-on LED Loading Lights, 2000 Lumen	+\$660				
PAINT	DM Difference Maker Powder Coating System	Special Color	Varies	Custom Color	Quote		
PULL TYPE	12" Engineered Gooseneck Package						
RAMPS	HD 72" Rear Slide-In Ramps (3x2" Rectangle Tube)	Heavy Duty Ramp Package	+\$418	Rear Stabilizer Drop Legs	+\$204		
SIDES	24" Tall Sides (10 ga)	32" Tall Sides (10 ga)	+\$66 lin ft	44" Tall Sides (10 ga)	+\$96 lin ft	24" Tall Sides (7 ga)	+\$49 lin ft
SIDE EXTENSIONS	Optional	32" Tall Sides (7 ga)	+\$115 lin ft	44" Tall Sides (7 ga)	+\$145 lin ft		
SPARE	Optional	Board Brackets w/ Raised Front	+\$182				
SPARE MOUNT	235/80R16 14 Ply Radial, Black		+\$310	215/75R17.5 16 Ply Radial, Black	+\$405	235/80R16 14 Ply Radial, Two Tone Aluminum	+\$517
STAKE POCKETS	Fold-Down Spare Mount in Gooseneck						
STEPS	Stake Pockets on each Upright						
STORAGE	24" Side Step						
SUSPENSION	Full Width Diamond Plate Neck Box						
TARP	Slipper Roller	Torsion Axles (Tandem)	+\$1,106	Torsion Axles (Triple)	+\$1,656		
TIE-DOWNS	Long Arm, Easy Roll Tarp System						
TIRES	4 - 5/8" D-Rings	Extra 5/8" D-Rings	+\$32 ea				
TIRES	235/80R16 14 Ply Radial	215/75R17.5 16 Ply Radial	+\$363	215/75R17.5 16 Ply Radial, Triple Axle	+\$690		
WHEELS	235/80R16 14 Ply Radial	Two Tone Aluminum	+\$979	Two Tone Aluminum, Triple Axle	+\$1,469		
WIRING	Black Wheels						
	Sealed Wiring Harness						
PACESETTER EDITION - STANDARD FEATURES							
Options Include	Pair of Rear Stabilizer Drop Legs	Board Brackets with Board & Raised Front	Heavy Duty 3/16" Diamond Plate Fender Upgrade				
	Hydraulic Jack 20K	Solar Pulse Charging System (7 watts)					
DUMP	Specifications, standard features, options, components, and colors are subject to change without notice. Some features may be subject availability, delays, or discontinuance						

HDU



LENGTH/WIDTH

14' x 82"

16' x 82"

MSRP

\$14,180

\$14,890



PAINT OPTIONS

● ONYX BLACK

● CARBON METALLIC GRAY

Standard Features

Available Options

GVWR	14,000 lb	16,000 lb (Includes 2 - 8,000 lb Axles, 8" x 15 lb I-Beam Frame Upgrade, and 235/80R16 14 Ply Radial Tires)	+\$2,015		
AXLES	2 - 7,000 lb Super Lube				
BATTERY/CHARGER	110V 5amp Charger	Solar Charging System, 7 watt	+\$264		
BODY THICKNESS	10 ga Body, Sides Integral with Floor				
BRAKES	Electric Brakes				
COUPLER	2-5/16" - 21,000 lb Demco EZ-Latch, Adjustable Channel	Adjustable Pintle Ring	+\$64		
FENDERS	14 ga Straight Diamond Plate				
FRAME	8" x 10 lb I-Beam Frame				
GATE	Multifunctional Gate				
HOIST	3 Stage Telescopic Cylinder				
JACK	12,000 lb Drop-Leg Jack				
LIGHTS	All LED Lights				
PAINT	DM Difference Maker Powder Coating System	Onyx Black	N/C	Carbon Metallic Gray	N/C
RAMPS	72" Rear Slide-In Ramps (2" Square Tube)	Rear Stabilizer Drop Legs	+\$204		
SIDES	20" Sides + 6" Raised Front w/ Board Bracket				
SPARE	Optional	235/80R16 10 Ply Radial	+\$220	235/80R16 14 Ply Radial	+\$310
SPARE MOUNT	Side of Tongue				
STORAGE	Lockable Tongue Box				
SUSPENSION	6-Leaf Springs				
TARP	20' Heavy Duty, Black Mesh Tarp				
TIE-DOWNS	4 - 5/8" D-Rings	5/8" D-Rings	+\$32 ea		
TIRES	235/80R16 10 Ply Radial	235/80R16 14 Ply Radial	+\$455		
WHEELS	Black Wheels				
WIRING	Sealed Wiring Harness				

BASELINE

Specifications, standard features, options, components, and colors are subject to change without notice. Some features may be subject availability, delays, or discontinuance.

DOD



LENGTH/WIDTH

MSRP

14' x 96"

\$20,904

16' x 96"

\$22,324

STANDARD
COLORS



ONYX
BLACK



ARTIC
WHITE



SCARLET
RED



CEMENT
GRAY



CARBON
METALLIC GRAY



PLATINUM SILVER
METALLIC



MOCHA
METALLIC



DYNAMIC BL
METALLIC



SPECIAL
COLORS



COMMERCIAL
YELLOW



TRACTOR
GREEN



INDUSTRIAL
ORANGE



LIME
GREEN



TACTICAL
TAN

Standard Features

Available Options

GVWR	207 Package (14.9K GVWR)	208 Package (18K GVWR) (Includes 2 - 8,000 lb Lippert Axles, 2-5/16" - 21K Flat-Mount Demco EZ-Latch Coupler, & ST215/75R17.5 Radial Tires)	210 Package (20K GVWR) (Includes 2 - 10,000 lb Lippert Axles, 2-5/16" - 21K Flat-Mount Demco EZ-Latch Coupler, & ST215/75R17.5 Radial Tires)
AXLES	2 - 7,000 lb Super Lube		
BATTERY/CHARGER	Group 27 Series Battery w/110V 5amp Charger	Trojan SCS 200 Battery Upgrade	Solar Charging System, 7 watt
BED CONTROL	Corded Remote, 14'	Wireless Bluetooth Bed Control Remote (Only available with Drop Leg Jack option)	
BODY THICKNESS	10 ga Formed Floor	7 ga Super Duty Floor Upgrade (14')	7 ga Super Duty Floor Upgrade (16')
BRAKES	Electric Drum	Electric Over Hydraulic Disc (Tandem)	
COUPLER	2-5/16" - 21,000 lb Demco EZ-Latch, Adjustable Channel	Adjustable Pintle Ring	
GATE	3-Way Gate (with Hold Back System)		
FRAME (MAIN)	Engineered Beam Frame		
FRAME (BODY)	Custom Engineered Channel		
HOIST	3 Stage Telescopic Cylinder		
HYDRAULIC POWER	Power Up, Gravity Down (with High Flow KTI Pump)		
JACK	12,000 lb Drop-Leg Jack	20,000 lb Hydraulic Jack	
LIGHTS	All LED Lights		
PAINT	DM Difference Maker Powder Coating System	Special Color	Custom Color
PULL TYPE	Bumper Pull		
RAMPS	96" Slide-In Ramps	Rear Stabilizer Drop Legs	
SIDES	10 ga x 20", EZ Fold-Down		
SPARE	Optional	235/80R16 14 Ply Radial, Black	215/75R17.5 16 Ply Radial, Black
		235/80R16 14 Ply Radial, Two Tone Aluminum	
SPARE MOUNT	Under-Frame Spare Mount		
STORAGE	HD V-Tongue Lid		
SUSPENSION	Slipper Roller	Torsion Axles (Tandem)	
TIE-DOWNS	4 - 5/8" D-Rings	Extra 5/8" D-Rings	
TIRES	235/80R16 14 Ply Radial	215/75R17.5 16 Ply Radial	
WHEELS	Black Wheels	Two Tone Aluminum	
WIRING	Sealed Wiring Harness		

DUMP

Specifications, standard features, options, components, and colors are subject to change without notice. Some features may be subject availability, delays, or discontinuance.

DOD-GN



STANDARD
COLORS



ONYX
BLACK



ARTIC
WHITE



SCARLET
RED



CEMENT
GRAY



CARBON
METALLIC GRAY



PLATINUM SILVER
METALLIC



MOCHA
METALLIC



DYNAMIC BLU
METALLIC



SPECIAL
COLORS



COMMERCIAL
YELLOW



TRACTOR
GREEN



INDUSTRIAL
ORANGE



LIME
GREEN



TACTICAL
TAN

LENGTH/WIDTH

14' x 96"

16' x 96"

MSRP

\$23,404

\$24,824

Standard Features

Available Options

GVWR	207 Package (14.9K GVWR)	208 Package (18K GVWR) (Includes 2 - 8,000 lb Lippert Axles & ST215/75R17.5 Radial Tires)	+\$5,200	210 Package (20K GVWR) (Includes 2 - 10,000 lb Lippert Axles, 2-5/16" - 21K Flat-Mount Demco EZ-Latch Coupler, & ST215/75R17.5 Radial Tires)	+\$7,500
AXLES	2 - 7,000 lb Super Lube				
BATTERY/CHARGER	Group 27 Series Battery w/110V 5amp Charger	Trojan SCS 200 Battery Upgrade	+\$380	Solar Charging System, 7 watt	+\$264
BED CONTROL	Corded Remote, 14'	Wireless Bluetooth Bed Control Remote (Only available with Drop Leg Jack option)	+\$369		
BODY THICKNESS	10 ga Formed Floor	7 ga Super Duty Floor Upgrade (14')	+\$686	7 ga Super Duty Floor Upgrade (16')	+\$784
BRAKES	Electric Drum	Electric Over Hydraulic Disc (Tandem)	+\$3,450		
DECK ON THE NECK	Optional	Weld-on Deck on the Neck	+\$2,382	Bolt-on Deck on the Neck	+\$2,382
GATE	3-Way Gate (with Hold Back System)				
GOOSENECK COUPLER	RAM Coupler	30,000 lb Square Load Leveler	+\$363	Shocker Hitch Air Ride Coupler	+\$1,881
FRAME (MAIN)	Engineered Beam Frame				
FRAME (BODY)	Custom Engineered Channel				
HOIST	3 Stage Telescopic Cylinder				
HYDRAULIC POWER	Power Up, Gravity Down (with High Flow KTI Pump)				
JACK	2 - 12,000 lb Drop-Leg Jacks	Dual 20,000 lb Hydraulic Jacks	+\$1,555		
LIGHTS	All LED Lights	Bolt-on LED Loading Lights, 2000 Lumen	+\$660		
PAINT	DM Difference Maker Powder Coating System	Special Color	Varies	Custom Color	Quote
PULL TYPE	12" Engineered Gooseneck Package				
RAMPS	96" Slide-In Ramps	Rear Stabilizer Drop Legs	+\$204		
SIDES	10 ga x 20", EZ Fold-Down				
SPARE	Optional	235/80R16 14 Ply Radial, Black	+\$310	215/75R17.5 16 Ply Radial, Black	+\$405
		235/80R16 14 Ply Radial, Two Tone Aluminum	+\$517		
SPARE MOUNT	Under-Frame Spare Mount				
STORAGE	Full Width Diamond Plate Neck Box				
SUSPENSION	Slipper Roller	Torsion Axles (Tandem)	+\$1,106		
TIE-DOWNS	4 - 5/8" D-Rings	Extra 5/8" D-Rings	+\$32 ea		
TIRES	235/80R16 14 Ply Radial	215/75R17.5 16 Ply Radial	+\$460		
WHEELS	Black Wheels	Two Tone Aluminum	+\$979		
WIRING	Sealed Wiring Harness				

DUMP

Specifications, standard features, options, components, and colors are subject to change without notice. Some features may be subject availability, delays, or discontinuance.

WDT



LENGTH/WIDTH

MSRP

16' x 96"

\$37,227

18' x 96"

\$37,859

20' x 96"

\$38,651

Standard Features

Available Options

GVWR	25,000 lb	25,900 lb GVWR Package (Includes 2 - 12,000 lb Heavy Duty Electric Brakes, Oil Bath Axles)	+\$3,800	30,000 lb GVWR Package (Includes 2 - 16,000 lb Heavy Duty Oil Bath Axles, Electric-Over-Hydraulic Disc Brakes, and ST215/75R17.5 Radial Tires)	+\$17,914
AXLES	2 - 10,000 lb General Duty, Oil Bath				
BATTERY/CHARGER	Group 27 Series Battery w/110V 5amp Charger	Trojan SCS 200 Battery Upgrade	+\$380	Solar Charging System, 7 watt	+\$264
BED CONTROL	Corded Remote, 14'	Wireless Bluetooth Bed Control Remote (Only available on Power Up, Power Down)	+\$369		
BRAKES	Electric Brakes	Electric-Over-Hydraulic Drum Brakes	+\$3,273	Electric-Over-Hydraulic Disc Brakes	+\$2,770
		Electric-Over-Hydraulic Disc Brakes (25,900 lb GVWR Upgrade Only)	+\$3,300		
CROSS-MEMBERS	3" I-Beam on 16" Centers	3" I-Beam on 12" Centers	+\$15 lin ft		
DECK ON THE NECK	Optional	Weld-on Deck on the Neck	+\$2,382	Bolt-on Deck on the Neck	+\$2,382
FLOOR	3/16" Smooth Floor				
FRAME (MAIN)	16" Engineered Beam 2.0				
FRAME (BODY)	6" Channel				
GATE	3-Way Gate	Grain Chute	+\$369		
GOOSENECK COUPLER	2 - 5/16" Ball - 30,000 lb RAM Coupler	2-5/16" Ball - 30,000 lb Square Load Leveler	+\$281	King-Pin Adapter	+\$303
HOIST	6" x 20" Scissor Lift Hoist	8" Bore Telescopic Lift Cylinder w/ 13HP Honda Gas Power Unit, Electric Start	+\$10,967		
HYDRAULIC POWER	Power Up, Power Down	Power Up, Gravity Down	+\$102	3-Way Power Unit (Power Up, Power/Gravity Down)	+\$385
JACK	Dual 12,000 lb Drop-Leg Jacks	Dual 20,000 lb Hydraulic Jacks	+\$1,555		
LIGHTS	All LED Lights				
PAINT	DM Difference Maker Powder Coating System	Special Color	Varies	Custom Color	Quote
PULL TYPE	12" Engineered Gooseneck (w/ Pump Box)				
RAMPS	Heavy Duty 90" Side Slide-In Ramps (3x2" Rectangle Tube)				
SIDES	10 ga x 44"	Board Brackets w/ Raised Front	+\$182		
SPARE	Optional	235/80R16 14 Ply Radial, Dually	+\$335	215/75R17.5 16 Ply Radial, Dually	+\$455
SPARE MOUNT	Fold-Down Spare Mount in Gooseneck				
STORAGE	Optional	14" x 14" x 42" Underslung Box	+\$490	2 - 14" x 14" x 42" Underslung Box	+\$980
SUSPENSION	6-Leaf Springs	Hutch Heavy Duty Adjustable Suspension	+\$1,430	Hutch Heavy Duty Adjustable Suspension (25,900 lb GVWR Upgrade Only)	+\$1,001
TARP	Long-Arm Tarp System				
TIE-DOWNS	4 - 5/8" D-Rings	Extra 5/8" D-Rings	+\$32 ea		
TIRES	235/80R16 14 Ply Radial, Dually	215/75R17.5 16 Ply Radial, Dually	+\$1,250		
WHEELS	Black Wheels				
WIRING	Sealed Wiring Harness				

DUMP

Specifications, standard features, options, components, and colors are subject to change without notice. Some features may be subject availability, delays, or discontinuance.